



TECHNICAL BULLETIN

314D Series Direct Drain Waste & Overflow

SlideOn™ BELL shaped Faceplate

1-1/2" Brass Direct Drain style Waste & Overflow.

Features

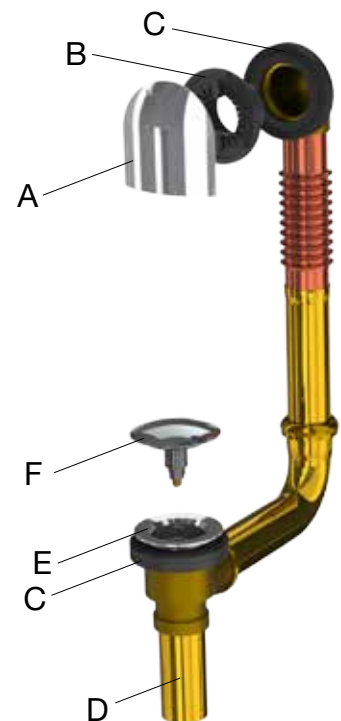
- Patented SlideOn™ BELL shaped Faceplate
- Spin-on Tie Plate
- Corrugated Overflow Tube for easy adjustability
- Available with a variety of closure mechanisms and in most popular finishes (see back).

Certification



Maintenance Parts

	ITEM #	DESCRIPTION
A	3270 (FINISH SUFFIX)	FACE PLATE
B	3270TIE	SPIN ON TIE PLATE
C	425	OVERFLOW/WASTE GASKET
D	3835-3.5RB	TAIPIECE
E	-	REFER TO CLOSURE MECHANISM TECH. BULL.
F	-	REFER TO CLOSURE MECHANISM TECH. BULL.



TECHNICAL BULLETIN

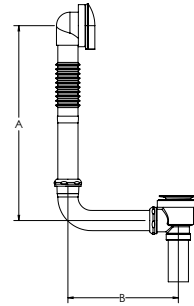
314D Series Direct Drain Waste & Overflow

1 Closure Suffix (Closure Name)




2 Size Suffix

SUFFIX	A	B	NOTE
NO SUFFIX	14-1/2"	8-1/4"	FITS MOST TUBS UP TO 16" HIGH.
20	21"	8-1/4"	FITS MOST TUBS UP TO 20" HIGH.



3 Finish Suffix - Availability by closure**

CLOSURE	FINISH SUFFIX							
	CP	BCP	BN	AB	PB	POLN	VB	W
Q - Clicker®	√	√	√	√	√	√	√	√
T - Twirl™	√		√					
TIP - Tip Toe	√				√			
L - Lift & Turn	√		√	√	√		√	√
PP - Push Pull	√		√		√			√



Part # Configurator (example: 314DTIP-20CP)

314D

-

CLOSURE SUFFIX*
(1-3 CHARACTERS)

1

SIZE SUFFIX
(0-2 CHAR.)

2

FINISH SUFFIX*
(1-3 CHAR.)

3

Oakville Stamping and Bending Ltd.

T. 905.827.0320 or toll free 1.877.314.6040 F. 905.827.6375 or toll free 1.877.827.6040.

www.osb.ca

*Refer to Tables, above.

**Other finishes may be available. Call for Availability.