

# OS&B<sup>®</sup>

your job just got easier



## LIST PRICE GUIDE

CAN05-24LPG  
Effective May 1, 2024

The Red Drain<sup>®</sup> Company

[www.osb.ca](http://www.osb.ca)

# OAKVILLE STAMPING & BENDING LIMITED

## TERMS AND CONDITIONS OF SALE



- PRICES:** Printed prices are in Canadian Dollars and are LIST. Prices do not include and are subject to all taxes including GST, QST and/or HST. Orders are subject to PST if applicable. Freight charges are extra, if applicable (see freight terms below).  
Prices shown on order acknowledgements or invoices will be honoured even after an effective price increase. Prices are subject to change without notice and supersede all previous prices or quotes.
- QUOTATIONS:** Written quotations by OS&B® automatically expire 30 days from date of quotation unless otherwise indicated and are subject to termination by notice from OS&B® within that period. An OS&B® QUOTE NUMBER must be clearly indicated on all Purchase Orders in order to qualify for the quoted pricing.
- TERMS:** Standard and are subject to OS&B® terms qualification.
- FREIGHT:** Freight is prepaid anywhere in Canada on minimum orders of \$1250.00 net.  
FOB Oakville, ON for any orders less than \$1250.00 net.  
Shortage claims must be reported within 48 hours of receipt of goods or shipment is considered complete. Air Freight can be arranged with a Customer Courier Account number. We'll gladly prepay and charge at cost (usually by Courier Ground). Minimum charge of \$5.00 applies.
- ADD-ONS:** For orders not yet shipped or processed, add-ons will be accepted.  
Add-ons to back orders cannot be accommodated. Please place a new Purchase Order.
- BACKORDERS:** Back orders will be shipped unless noted otherwise on the Packing Slip.  
All back orders are freight prepaid. Drop-shipment back orders will automatically be cancelled.  
At time of order please advise if back orders should be automatically cancelled.
- RETURNS:** Please contact OS&B® for a written Returned Merchandise Authorization (RMA) number. No material shall be returned to OS&B® without an RMA number from OS&B®. All RMA returns must be returned prepaid. Collect RMA return shipments will not be accepted. A 25% re-stocking charge will be applied to all returned stock. Material found to be defective will receive full credit. Product must be in re-sellable condition. Products deemed obsolete, special or made-to-order are non-returnable.
- MAP POLICY:** Please visit <https://www.osb.ca/website-terms-conditions.php> for our complete MAP Policy.
- WARRANTY:** OS&B® products are warranted for 5 years, from date of purchase, against workmanship and/or material defects only. Exception: Flex Connectors are warranted for 1 year, from date of purchase, against workmanship and/or material defects only. OS&B® is not responsible for any labour incurred to replace or repair product.
- LIABILITY LIMITATION** OS&B® liability shall in no event exceed the total purchase price of the product. OS&B® shall in no event be responsible for any loss of business or profits, downtime or delay, loss of property, repair or material costs or any consequential loss or damage associated with the product. OS&B® shall not be held liable for any product failure due to abuse, misuse, misapplication or improper installation.
- NOTE:** OS&B® reserves the right to correct errors in product specifications or prices due to typographical, clerical or engineering errors. OS&B® also reserves the right to change product specifications, design, construction or any of the aforementioned Terms & Conditions of Sale without notice.
- TRADEMARKS:** Clicker® is a registered trademark of Oakville Stamping & Bending Limited.  
Cable Drive® is a registered trademark of Oakville Stamping & Bending Limited.  
Fill&Drain™ is a trademark of Oakville Stamping & Bending Limited.  
SlideOn™ is a trademark of Oakville Stamping & Bending Limited.  
OS&B® is a registered trademark of Oakville Stamping & Bending Limited.  
FRZERO<sup>50</sup>™ is a trademark of Oakville Stamping & Bending Limited.  
The Red Drain® is a registered trademark of Oakville Stamping & Bending Limited.  
ITD® is a registered trademark of Oakville Stamping & Bending Limited.  
Island Tub Drain® is a registered trademark of Oakville Stamping & Bending Limited.  
Your job just got easier® is a registered trademark of Oakville Stamping & Bending Limited.

Section 01 - TRAPS (17, 20, 22 GAUGE BRASS, CAST).....	2
<b>ADA COVERS (PLUMBEREX).....</b>	5
Section 02 - LAV DRAINS (P.O. & C.O., VESSEL).....	6
Section 03 - TUBULAR BRASS (TLPC, EXT. TUBES, DISH. TLPC, CONT. WASTE).....	12
Section 04 - TUBULAR PLASTIC (TLPC, EXT. TUBES, DISH. TLPC, CONT. WASTE).....	16
Section 05 - <b>NEW! TOTAL 1™ 2-in-1 OFFSET &amp; DIRECT DRAIN BATH WASTE SYSTEM</b>	
	<b>ABS      PVC</b>
CLICKER® CLOSURE	20      24
LIFT & TURN CLOSURE	21      25
PLUG & CHAIN CLOSURE	22      26
TIP-TOE CLOSURE	23      27
ROUGH-IN AND TRIM	28-31      28-31
Section 06 - WASTE & OVERFLOW	
	<b>ABS      PVC      BRASS</b>
CLICKER® CLOSURE	34-35      46-47      58-59
LIFT & TURN CLOSURE	36-37      48-49      60-61
PLUG & CHAIN CLOSURE	38-39      50-51      62-63
PUSH-PULL CLOSURE	40-41      52-53      64-65
TIP-TOE CLOSURE	42-43      54-55      66-67
TWIRL™ CLOSURE	44-45      56-57      68-69
ROUGH-IN AND TRIM	75-82      75-82      75-82
CABLE-DRIVE® CLOSURE	70      71      72
CABLE-DRIVE® ROUGH-IN AND TRIM PROGRAM	73-74      73-74
FILL&DRAIN® WASTE & OVERFLOW	83
CLAW FOOT STYLE WASTE & OVERFLOW	83
<b>NEW! TRIP LEVER WASTE &amp; OVERFLOW</b>	84
INTEGRAL BATH TUB DRAINS	85      86      87-88
UNIVERSAL TRIM KITS	89
WASTE & OVERFLOW - PARTS	90-92      90-92      90-92
Section 07 - FLOOR & SHOWER DRAINS.....	93
Section 08 - <b>NEW! ISLAND TUB DRAIN® FREESTANDING BATH DRAINS.....</b>	101
Section 09 - SUPPLIES (BRAIDED FLEX CONNECTORS).....	102
Section 10 - ETC/WC.....	103
Section 11 - FRZERO <sup>50</sup> .....	106

## Legend

ABBREVIATIONS	
C.O.	Without Overflow
Comp	Compression
CPS	Copper Pipe Standard
DC	Direct Connect
FIP	Female Iron Pipe
GA	Gauge
IPS	Iron Pipe Standard
MIP	Male Iron Pipe
MIPT	Male Iron Pipe Thread
OD	Outside Diameter
P.O.	With Overflow
PC	Piece
SJ	Slip Joint
SS	Stainless Steel
TLPC	Tailpiece

FINISHES	
BCP	Brass Chrome Plated
BG	Brushed Gold
BN	Brushed Nickel
CP	Chrome Plated
LB	Luxe Bronze
MBL	Matte Black
MW	Matte White
POLN	Polished Nickel
RB	Rough Brass
VB	Venetian Bronze
W	White

All bolded items are NEW.

# CAN05-24LPG

Effective May 1, 2024

## Section 01 - TRAPS



PART #	SIZE	GAUGE	WALL BEND	NUTS	FINISH	JOINT	CLEANOUT	FLANGE	PRICE	
<b>P-Traps - 1-1/4"</b>										
	111BRBLF	1-1/4"	17	7"	Brass	RB	Ground	NO	None	\$52.85
	111BDCP	1-1/4"	17	7"	Brass	CP	Ground	NO	Deep	\$61.47
	13	1-1/4"	17	7"	Brass	CP	Ground	YES	Shallow	\$84.59
	111BDBN	1-1/4"	17	7"	Brass	BN	Ground	NO	Deep	\$242.00
	111BDMBL	1-1/4"	17	7"	Brass	MBL	Ground	NO	Deep	\$260.62
	110BAG	1-1/4"	20	7"	Brass	CP	Ground	NO	Deep	\$40.59
	110BDCP	1-1/4"	20	7"	Brass	CP	Ground	NO	Deep	\$41.07
	110BRBLF	1-1/4"	20	7"	Brass	RB	Ground	NO	None	\$43.19
	110BDHS*	1-1/4"	20	7"	Brass	SS	Ground	NO	Deep	\$86.32
	110DCP	1-1/4"	20	7"	Die-Cast	CP	Ground	YES	Shallow	\$40.15
	110BDSS	1-1/4"	20	8"	Brass	SS	Ground	NO	Deep	\$94.94
	101DRBLF	1-1/4"	22	7"	Die-Cast	RB	Washer	NO	None	\$35.29
	101SCP	1-1/4"	22	7"	Die-Cast	CP	Washer	NO	Shallow	\$40.56
	101DCP	1-1/4"	22	7"	Die-Cast	CP	Washer	NO	Deep	\$41.45
	95	1-1/4"	Cast	12-1/2"	Brass	CP	Ground	YES	Deep	\$152.75
	95-15	1-1/4"	Cast	15"	Brass	CP	Ground	YES	Deep	\$160.05
	95-7.5	1-1/4"	Cast	7.5"	Brass	CP	Ground	YES	Deep	\$102.98
<b>P-Traps - 1-1/2"</b>										
	115BRBLF	1-1/2"	17	7"	Brass	RB	Ground	NO	None	\$80.72
	115BDCP	1-1/2"	17	7"	Brass	CP	Ground	NO	Deep	\$94.28
	114BRBLF	1-1/2"	20	7"	Brass	RB	Ground	NO	None	\$46.63
	114BAG-RB	1-1/2"	20	7"	Brass	RB	Ground	NO	None	\$57.92
	114BDCP	1-1/2"	20	7"	Brass	CP	Ground	NO	Deep	\$64.80
	114BAG-CP	1-1/2"	20	7"	Brass	CP	Ground	NO	Deep	\$66.08
	114BDHS*	1-1/2"	20	7"	Brass	SS	Ground	NO	Deep	\$116.63
	114BDSS	1-1/2"	20	8"	Brass	SS	Ground	NO	Deep	\$128.29
	141DDCP	1-1/2"	22	7"	Die-Cast	CP	Washer	NO	Deep	\$56.94
	17	1-1/2"	Cast	7"	Brass	CP	Washer	YES	Deep	\$107.08
	96	1-1/2"	Cast	7"	Brass	CP	Ground	YES	Deep	\$112.83
<b>Vanity Traps</b>										
	111XBDCP	1-1/4"	17	15"	Brass	CP	Ground	NO	Deep	\$85.86
	111XBDBN	1-1/4"	17	15"	Brass	BN	Ground	NO	Deep	\$283.21
	110XBDSS	1-1/4"	20	12"	Brass	SS	Ground	NO	Deep	\$111.58
	110XBDCP	1-1/4"	20	15"	Brass	CP	Ground	NO	Deep	\$80.16
	110XBDHS*	1-1/4"	20	15"	Brass	SS	Ground	NO	Deep	\$103.94
	114XBDSS	1-1/2"	20	15"	Brass	SS	Ground	NO	Deep	\$148.87
	101XSCP	1-1/4"	22	15"	Die-Cast	CP	Washer	NO	Shallow	\$58.92
	101XDGP	1-1/4"	22	15"	Die-Cast	CP	Washer	NO	Deep	\$60.41

\* Hybrid model w/Brass wallbend and Stainless Steel J Bend.

**SEE LEGEND ON P. 01 FOR ABBREVIATIONS & FINISHES. ALL BOLDED ITEMS ARE NEW.**

PART #	SIZE	GAUGE	WALL BEND	NUTS	FINISH	JOINT	CLEANOUT	FLANGE	PRICE
--------	------	-------	-----------	------	--------	-------	----------	--------	-------

**S-Traps**



28-CP	1-1/4"	20	N/A	Brass	CP	Ground	NO	Shallow	\$98.98
26-CP	1-1/4"	20	N/A	Brass	CP	Ground	YES	Shallow	\$128.72
28-1	1-1/4"	22	N/A	Die-Cast	CP	Washer	NO	Shallow	\$76.09

**Repair Traps**



10R	1-1/4"	20	N/A	Brass	CP	Washer	NO	None	\$87.03
14R	1-1/2"	20	N/A	Brass	CP	Washer	NO	None	\$121.63

**Sink Traps with Captured Nut/Sweat**



1227	1-1/2"	Cast	N/A	Cast	RB	Ground	NO	None	\$62.76
------	--------	------	-----	------	----	--------	----	------	---------

**Sink Traps with Captured Nut/FIPT**



1228	1-1/2"	Cast	N/A	Cast	RB	Ground	NO	None	\$64.56
------	--------	------	-----	------	----	--------	----	------	---------

**Decorative Bottle Trap**



BOT-CP	1-1/4"	N/A	12"	Brass	CP	Washer	YES	Shallow	\$215.44
BOT-BN	1-1/4"	N/A	12"	Brass	BN	Washer	YES	Shallow	\$331.94
BOT-MBL	1-1/4"	N/A	12"	Brass	MBL	Washer	YES	Shallow	\$352.68

\* Hybrid model w/Brass wallbend and Stainless Steel J Bend.

**SEE LEGEND ON P. 01 FOR ABBREVIATIONS & FINISHES. ALL BOLDED ITEMS ARE NEW.**

# CAN05-24LPG

Effective May 1, 2024

## Section 01 - TRAPS



PART #	SIZE	GAUGE	WALL BEND	NUTS	FINISH	JOINT	CLEANOUT	FLANGE	PRICE
--------	------	-------	-----------	------	--------	-------	----------	--------	-------

### J-Bends - 1-1/4"



10110-RB	1-1/4"	17	N/A	Brass	RB	Ground	NO	None	\$30.06
10110-CP	1-1/4"	17	N/A	Brass	CP	Ground	NO	None	\$37.78
10100-RB	1-1/4"	20	N/A	Brass	RB	Ground	NO	None	\$32.46
10100-CP	1-1/4"	20	N/A	Brass	CP	Ground	NO	None	\$34.75
10100-1	1-1/4"	22	N/A	Die-Cast	CP	Washer	NO	None	\$27.63

### J-Bends - 1-1/2"



10140-RB	1-1/2"	20	N/A	Brass	RB	Ground	NO	None	\$38.95
10140-CP	1-1/2"	20	N/A	Brass	CP	Ground	NO	None	\$41.21
10227	1-1/2"	20	N/A	Brass	RB	Ground	NO	None	\$45.55
10140-1	1-1/2"	22	N/A	Die-Cast	CP	Washer	NO	None	\$32.65
10227-1	1-1/2"	22	N/A	Die-Cast	RB	Washer	NO	None	\$34.63

### Wall Bends - 1-1/4"



30105-CP	1-1/4"	20	15"	Brass	CP	Ground	N/A	None	\$34.60
30100-RB	1-1/4"	20	7"	Brass	RB	Ground	N/A	None	\$14.69
30100	1-1/4"	20	7"	Brass	CP	Ground	N/A	None	\$17.17
30100-1	1-1/4"	22	7"	Brass	CP	Washer	N/A	None	\$13.78

### Wall Bends - 1-1/2"



30140-RB	1-1/2"	20	7"	Brass	RB	Ground	N/A	None	\$18.24
30140	1-1/2"	20	7"	Brass	CP	Ground	N/A	None	\$21.78

\* Hybrid model w/Brass wallbend and Stainless Steel J Bend.

**SEE LEGEND ON P. 01 FOR ABBREVIATIONS & FINISHES. ALL BOLDED ITEMS ARE NEW.**



### Pro-Extreme™ Canada Barrier Free Compliant Under LAV Cover

(Fits 1-1/4" and 1-1/2" P-traps)

PART #	DESCRIPTION	CTN QTY	LIST PRICE
<b>Kits</b>			
X4444	1 P-Trap Cover + 2 Valve/Supply Cover + 1 W/C Offset Cover	10	\$219.25

PART #	STYLE	BODY	MATERIAL	LENGTH	FINISH	GAUGE	LIST PRICE
--------	-------	------	----------	--------	--------	-------	------------

**P.O. Plugs (With Overflow)**

**P.O. Clicker®**

3600Q-CP	Straight	2pc	Brass	6"	Chrome Plated	20GA	\$64.22
3600Q-BCP	Straight	2pc	Brass	6"	Brass Chrome Plated	20GA	\$82.71
3600Q-BN	Straight	2pc	Brass	6"	Brushed Nickel	20GA	\$188.06
<b>3600Q-MBL</b>	<b>Straight</b>	<b>2pc</b>	<b>Brass</b>	<b>6"</b>	Matte Black	20GA	\$188.06
<b>3600Q-POLN</b>	<b>Straight</b>	<b>2pc</b>	<b>Brass</b>	<b>6"</b>	Polished Nickel	20GA	\$188.06
3600Q-VB	Straight	2pc	Brass	6"	Venetian Bronze	20GA	\$188.06
3600Q-W	Straight	2pc	Brass	6"	White	20GA	\$188.06
3600Q-8CP	Straight	2pc	Brass	8"	Chrome Plated	20GA	\$67.26
3600Q-8BCP	Straight	2pc	Brass	8"	Brass Chrome Plated	20GA	\$90.32
3600WCQ-BCP	Offset	3pc	Brass	N/A	Brass Chrome Plated	17GA	\$168.30
3600WCQ-BN	Offset	3pc	Brass	N/A	Brushed Nickel	17GA	\$405.93


**P.O. Daisy™ Grid**

37D	Straight	2pc	Brass	8"	Chrome Plated	17GA	\$64.29
37D-BN	Straight	2pc	Brass	8"	Brushed Nickel	17GA	\$133.31
37DWC	Offset	3pc	Brass	N/A	Chrome Plated	17GA	\$101.72


**P.O. Flush Clicker®**

3600KQ-BCP	Straight	2pc	Brass	9"	Brass Chrome Plated	20GA	\$176.30
3600KQ-BN	Straight	2pc	Brass	9"	Brushed Nickel	20GA	\$202.00
3600KQ-POLN	Straight	2pc	Brass	9"	Polished Nickel	20GA	\$202.00


**P.O. Mechanical Pop-up**

3695	Straight	3pc	Brass	8"	Chrome Plated	20GA	\$52.61
3698P-CP	Straight	1pc	Brass	8"	Chrome Plated	17GA	\$76.86
3698P-BN	Straight	1pc	Brass	8"	Brushed Nickel	17GA	\$186.76
3698P-POLN	Straight	1pc	Brass	8"	Polished Nickel	17GA	\$205.44
5050	Straight	2pc	Brass/ABS	8"	Chrome Plated		\$37.16

SEE LEGEND ON P. 01 FOR ABBREVIATIONS & FINISHES. ALL BOLDDED ITEMS ARE NEW.



Section 02 - LAVATORY DRAINS

PART #	STYLE	BODY	MATERIAL	LENGTH	FINISH	GAUGE	LIST PRICE
--------	-------	------	----------	--------	--------	-------	------------

**P.O. Plugs (With Overflow)**



<b>P.O. Open Grid</b>							
3700	Straight	2pc	Brass	8"	Chrome Plated	17GA	\$40.87
3700-SS	Straight	2pc	Brass	8"	Stainless Steel	17GA	\$43.61
3700MBL	Straight	2pc	Brass	8"	Matte Black	17GA	\$199.81
3700WC	Offset	3pc	Brass	N/A	Chrome Plated	17GA	\$79.18
3700WC-SS	Offset	3pc	Brass	N/A	Stainless Steel	17GA	\$85.25
3700WC-BN	Offset	3pc	Brass	N/A	Brushed Nickel	17GA	\$248.20
3700WC-MBL	Offset	3pc	Brass	N/A	Matte Black	17GA	\$261.26



<b>P.O. Plug &amp; Chain</b>							
5697P	Straight	1pc	ABS	8"	Chrome Plated		\$18.65
5697CP	Straight	1pc	ABS	8"	Chrome Plated		\$21.12
3697	Straight	1pc	Brass	6"	Chrome Plated	22GA	\$30.27
3601	Straight	3pc	Brass	6"	Chrome Plated	20GA	\$39.82
3600	Straight	2pc	Brass	6"	Chrome Plated	17GA	\$53.38
3600-8CP	Straight	2pc	Brass	6"	Chrome Plated	17GA	\$57.21
3600PP-CP	Straight	3pc	Brass	6"	Chrome Plated	17GA	\$70.15
3697A	Straight	1pc	Brass	8"	Chrome Plated	20GA	\$34.45
3602	Straight	3pc	Brass	8"	Chrome Plated	20GA	\$77.47
3600WC	Offset	3pc	Brass	N/A	Chrome Plated	17GA	\$153.69

SEE LEGEND ON P. 01 FOR ABBREVIATIONS & FINISHES. ALL BOLDED ITEMS ARE NEW.

PART #	STYLE	BODY	MATERIAL	LENGTH	FINISH	GAUGE	LIST PRICE
--------	-------	------	----------	--------	--------	-------	------------

**C.O. Plugs (Less Overflow)**



<b>C.O. Clicker®</b>							
3636AQ-CP	Straight	2pc	Brass	6"	Chrome Plated	22GA	\$76.86
3636AQ-BCP	Straight	2pc	Brass	6"	Brass Chrome Plated	22GA	\$94.26
3636AQ-BN	Straight	2pc	Brass	6"	Brushed Nickel	22GA	\$197.70

<b>C.O. Clicker® w/Extended Thread (3")</b>							
3636AQX-BCP	Straight	2pc	Brass	6"	Brass Chrome Plated	22GA	\$110.37
3636AQX-BN	Straight	2pc	Brass	6"	Brushed Nickel	22GA	\$207.59



<b>C.O. Daisy™ Grid</b>							
3737-SS	Straight	2pc	Brass	10"	Stainless Steel	17GA	\$68.16
3737	Straight	2pc	Brass	8"	Chrome Plated	17GA	\$66.12
3737BN	Straight	2pc	Brass	8"	Brushed Nickel	17GA	\$105.75
3737WC	Offset	3pc	Brass	N/A	Chrome Plated	17GA	\$115.05
3737WC-BN	Offset	3pc	Brass	N/A	Brushed Nickel	17GA	\$151.06



<b>C.O. Mechanical Pop-up</b>							
3636P-CP	Straight	3pc	Brass	8"	Chrome Plated	20GA	\$60.71



<b>C.O. Open Grid</b>							
3719	Straight	2pc	Brass	8"	Chrome Plated	17GA	\$40.87
3719WC	Offset	3pc	Brass	N/A	Chrome Plated	17GA	\$79.18

SEE LEGEND ON P. 01 FOR ABBREVIATIONS & FINISHES. ALL BOLDDED ITEMS ARE NEW.

**Section 02 - LAVATORY DRAINS**

PART #	STYLE	BODY	MATERIAL	LENGTH	FINISH	GAUGE	LIST PRICE
--------	-------	------	----------	--------	--------	-------	------------

**C.O. Plugs (Less Overflow)**



<b>C.O. Plug &amp; Chain</b>							
3636	Straight	1pc	Brass	6"	Chrome Plated	22GA	\$37.54
3636A-CP	Straight	2pc	Brass	6"	Chrome Plated	22GA	\$53.13

**Hooded Fixed Cover C.O. Lavatory Drains**



3783-BN	Straight	2pc	Brass	8"	Brushed Nickel	17GA	\$251.56
3783-POLN	Straight	2pc	Brass	8"	Polished Nickel	17GA	\$279.51
3783-VB	Straight	2pc	Brass	8"	Venetian Bronze	17GA	\$279.51
3783WC-BN	Offset	3pc	Brass	N/A	Brushed Nickel	17GA	\$280.50
3783WC-VB	Offset	3pc	Brass	N/A	Venetian Bronze	17GA	\$295.26

<b>w/Thread Cover</b>							
3783V-BN	Straight	2pc	Brass	8"	Brushed Nickel	17GA	\$395.40
3783V-VB	Straight	2pc	Brass	8"	Venetian Bronze	17GA	\$416.21

SEE LEGEND ON P. 01 FOR ABBREVIATIONS & FINISHES. ALL BOLDED ITEMS ARE NEW.

PART #	STYLE	BODY	MATERIAL	LENGTH	FINISH	GAUGE	LIST PRICE
--------	-------	------	----------	--------	--------	-------	------------

**Vessel Lavatory Drains**



<b>Vessel C.O. Clicker®</b>							
3535Q-CP	Straight	2pc	Brass	6"	Chrome Plated	20GA	\$165.24
3535Q-BN	Straight	2pc	Brass	6"	Brushed Nickel	20GA	\$253.71
<b>3535Q-MBL</b>	<b>Straight</b>	<b>2pc</b>	<b>Brass</b>	<b>6"</b>	Matte Black	20GA	\$291.77
3535Q-POLN	Straight	2pc	Brass	6"	Polished Nickel	20GA	\$291.77
3535Q-VB	Straight	2pc	Brass	6"	Venetian Bronze	20GA	\$291.77
3535QX-CP	Straight	2pc	Brass	7"	Chrome Plated	20GA	\$173.50
3535QX-BN	Straight	2pc	Brass	7"	Brushed Nickel	20GA	\$266.40



<b>Vessel C.O. Daisy™ Grid</b>							
38D-CP	Straight	2pc	Brass	6"	Chrome Plated	20GA	\$148.72
38D-BN	Straight	2pc	Brass	6"	Brushed Nickel	20GA	\$208.21



<b>Vessel P.O. Clicker®</b>							
3500Q-CP	Straight	2pc	Brass	6"	Chrome Plated	20GA	\$165.24
3600Q-MBCP	Straight	2pc	Brass	6"	Brass Chrome Plated	20GA	\$176.30
3500Q-BN	Straight	2pc	Brass	6"	Brushed Nickel	20GA	\$253.71
3500Q-MBL	Straight	2pc	Brass	6"	Matte Black	20GA	\$291.77
3500QX-CP	Straight	2pc	Brass	7"	Chrome Plated	20GA	\$173.50
3500QX-BN	Straight	2pc	Brass	7"	Brushed Nickel	20GA	\$266.40

SEE LEGEND ON P. 01 FOR ABBREVIATIONS & FINISHES. ALL BOLDDED ITEMS ARE NEW.



**Section 02 - LAVATORY DRAINS**

PART #	DESCRIPTION	LIST PRICE
<b>Parts (Lavatory Drains)</b>		
336	RUBBER PLUG FOR 3697A (1-1/4")	\$1.35
337	RUBBER PLUG (1-3/8")	\$1.43
3695-1	POP-UP P.O. -3PC ARM SET	\$17.80
3695-2	POP-UP P.O. -3PC NUT SET	\$4.29
3695-3	POP-UP P.O. - DROP PLUG	\$5.94
3695-4	DROP PLUG RUBBER SEAL	\$1.30
3698-1	POP-UP P.O. -3PC ARM SET	\$17.80
3698-2	POP-UP P.O. -3PC NUT SET	\$4.29
3698-3	POP-UP P.O. - DROP PLUG	\$6.61
3698-4	9" BALL ROD FOR 398P-CP	\$7.69
3698-CLIP	BALL ARM V-CLIP	\$2.09
3833	1-1/4 CP 17GA T.O.E. TUBE 90	\$45.29
5050-3	POP-UP P.O. -DROP PLUG	\$4.67

SEE LEGEND ON P. 01 FOR ABBREVIATIONS & FINISHES. ALL BOLDED ITEMS ARE NEW.

**CAN05-24LPG**

Effective May 1, 2024

**Section 03 - TUBULAR BRASS**



PART # (LENGTH)	SIZE	GAUGE	LENGTH*						
			3" (3)	4" (4)	6" (6)	8" (8)	10" (10)	12" (12)	18" (18)

**Brass Tailpieces - Flanged One End Only**



<b>Chrome Plated</b>									
3812-( )CP	1-1/2"	20		\$17.39	\$20.63	\$25.49	\$32.67	\$38.44	\$46.53
3814-( )CP	1-1/4"	20		\$15.21	\$18.84	\$23.73			
<b>Rough Brass</b>									
812-( )CP	1-1/2"	22		\$9.40	\$15.34	\$18.19	\$22.81	\$29.10	\$41.67
816-( )CP	2"	22			\$31.02				
3812-( )RB	1-1/2"	20	\$8.65	\$10.24	\$13.45	\$17.48	\$21.78	\$24.67	
3814-( )RB	1-1/4"	20		\$12.02	\$14.23	\$20.27			
812-( )RB	1-1/2"	22	\$5.94	\$7.18	\$9.19	\$11.88	\$15.58	\$16.40	\$26.88

PART #	SIZE	GAUGE	LENGTH	FINISH	LIST PRICE
--------	------	-------	--------	--------	------------

**Flanged Tailpieces**

304	1-1/2"	17	7/8"	RB	\$4.90
305	1-1/2"	17	2"	RB	\$8.50

\*Custom Lengths available on request

SEE LEGEND ON P. 01 FOR ABBREVIATIONS & FINISHES. ALL BOLDED ITEMS ARE NEW.

PART # (LENGTH)	TYPE	GAUGE	LENGTH*											
			3.5" (3.5)	4" (4)	6" (6)	8" (8)	10" (10)	12" (12)	16" (16)	18" (18)	20" (20)	24" (24)	30" (30)	34" (34)

**Extension Tubes**

**Rough Brass**



809-( )RB	1-1/2" SJ	22			\$22.16	\$23.26		\$26.74							
804-( )RB	1-1/2" Solder	22			\$13.78			\$27.56							
4835-( )RB	1-1/2" TOE	17								\$40.09		\$51.68		\$70.66	
4804-( )RB	1-1/2" Solder	17				\$34.81									
3836-( )RB	1-1/2" TBE	20	\$18.10		\$19.81	\$22.16	\$25.31	\$30.03		\$42.75					
3835-( )RB	1-1/2" TOE	20	\$9.52	\$11.88	\$14.23	\$17.38	\$34.95	\$32.87	\$34.95	\$36.43	\$41.72	\$52.36	\$66.53		
3832-( )RB	1-1/4" TBE	20			\$16.92	\$18.70	\$22.16	\$25.31							
3831-( )RB	1-1/4" TOE	20		\$9.52	\$11.88	\$14.23	\$18.89	\$20.50							
3808-( )RB	1-1/4" SJ	20						\$38.18							
3804-( )RB	1-1/2" Solder	20			\$20.94	\$30.63									
3800-( )RB	1-1/4" Solder	20			\$10.61	\$17.49									

**Chrome Plated**



809-( )CP	1-1/2" SJ	22			\$24.56	\$33.27		\$44.33						
808-( )CP	1-1/4" SJ	22			\$16.86	\$24.56	\$30.03	\$36.43						
804-( )CP	1-1/2" Solder	22			\$18.52	\$21.36		\$31.64						
800-( )CP	1-1/4" Solder	22			\$11.88	\$16.93		\$28.79						
4832-( )CP	1-1/4" TBE	17				\$22.29	\$24.78	\$27.28						
4831-( )CP	1-1/4" TOE	17			\$15.01									
4800-( )CP	1-1/4" Solder	17				\$31.75								
3836-( )CP	1-1/2" TBE	20	\$20.25		\$22.16	\$25.31		\$34.81		\$44.48				
3835-( )CP	1-1/2" TOE	20		\$14.64	\$19.47	\$23.91	\$25.31	\$28.99						
3832-( )CP	1-1/4" TBE	20		\$13.47	\$18.36	\$20.08	\$24.56	\$26.11		\$41.16		\$46.02		
3831-( )CP	1-1/4" TOE	20		\$12.64	\$15.82	\$18.19	\$21.73	\$23.73				\$47.07		
3809-( )CP	1-1/2" SJ	20			\$30.38			\$41.72						
3808-( )CP	1-1/4" SJ	20						\$42.75						
3804-( )CP	1-1/2" Solder	20				\$32.60								
3800-( )CP	1-1/4" Solder	20				\$22.76								

**Brushed Nickel**

808-( )BN	1-1/4" SJ	22			\$121.06									
3831-( )BN	1-1/4" TOE	20		\$52.38				\$102.28						

\*Custom Lengths available on request

**SJ = Slip Joint One End   Solder = Expanded One End**  
**TOE = Fine Thread One End   TBE = Fine Thread Both Ends**

**SEE LEGEND ON P. 01 FOR ABBREVIATIONS & FINISHES. ALL BOLDED ITEMS ARE NEW.**

**CAN05-24LPG**

Effective May 1, 2024

**Section 03 - TUBULAR BRASS**



PART # (LENGTH)	DISHWASHER CONNECT SIZE/TYPE	GAUGE	LENGTH		
			4" (4)	6" (4)	8" (8)

**Brass Dishwasher Tailpieces**



<b>Direct Connect w/Captured Nut - One End</b>					
855-()	3/4" Hose Clamp	22		\$31.64	\$36.43
850A-()	1/2" Hose Clamp or Copper Sweat	22		\$31.11	\$33.27
850-()	Hose Thread or 1/2" Copper Sweat	22		\$29.58	\$34.81
3858-()	Hose Thread or 1/2" Copper Sweat	20		\$37.97	\$43.72
3855-()	3/4" Hose Clamp	20		\$33.32	\$39.31
3850A-()	1/2" Hose Clamp or Copper Sweat	20		\$36.16	\$42.05
3850-()	Hose Thread or 1/2" Copper Sweat	20		\$38.01	\$42.75
<b>Fine Male Thread - One End</b>					
3856-()	3/4" Hose Clamp	20		\$31.64	\$36.43
3851A-()	1/2" Hose Clamp or Copper Sweat	20	\$24.36	\$30.03	\$33.27
3851-()	Hose Thread or 1/2" Copper Sweat	20		\$33.27	\$36.43
<b>Slip Joint Connection w/Slip Joint Nut - One End</b>					
859-()	Hose Thread or 1/2" Copper Sweat	20			\$44.33

\*Custom Lengths available on request

PART # (CONN.)	SIZE	LENGTH	DISHWASHER CONNECT (IF APPLICABLE)	GAUGE	CONN.	
					DC	SJ

**Brass Continuous Waste**



<b>Centre Outlet</b>						
3267-()	1-1/2"	16"		20	\$85.44	\$104.53
3267-()W	1-1/2"	16"	1/2" Hose Clamp or Copper Sweat	20	\$103.22	
267-()	1-1/2"	16"		22	\$70.08	
<b>End Outlet</b>						
3258-()	1-1/2"	25"		20	\$97.01	
3265-()	1-1/2"	16"		20	\$74.34	\$96.88
3265-()W	1-1/2"	16"	1/2" Hose Clamp or Copper Sweat	20	\$92.10	\$113.60
3265-()W8	1-1/2"	16"	1/2" Hose Clamp or Copper Sweat	20	\$98.56	
265-()	1-1/2"	16"		22	\$61.94	\$74.65

**Brass Continuous Waste Arms**



3279-()	1-1/2"	7"		20	\$22.94	\$38.29
3282-()	1-1/2"	15"		20	\$41.60	\$54.41
279-()	1-1/2"	7"		22	\$16.64	
280-()	1-1/2"	9-1/2"		22		\$25.42
282-()	1-1/2"	15"		22	\$30.05	\$38.06

SEE LEGEND ON P. 01 FOR ABBREVIATIONS & FINISHES. ALL BOLDDED ITEMS ARE NEW.



PART #	SIZE	TYPE	Description	LIST PRICE
--------	------	------	-------------	------------

**Brass Waste Connectors**









520	1-1/4"	1-1/4" SJ x 1-1/4" MIPT	Rough Brass	\$24.95
521	1-1/4"	1-1/4" SJ x 1-1/2" MIPT	Rough Brass	\$23.10
525	1-1/4"	1-1/4" SJ x 1-1/2" FIPT	Rough Brass	\$22.83
523	1-1/2"	1-1/2" SJ x 1-1/2" MIPT	Rough Brass	\$26.56
527	1-1/2"	1-1/2" SJ x 1-1/2" FIPT	Rough Brass	\$24.63

**Brass Double Slip Repair Connectors**



860	1-1/4"	Straight Coupling	Chrome Plated	\$32.30
864	1-1/4"	45 Deg Coupling	Chrome Plated	\$43.44
865	1-1/4"	90 Deg Coupling	Chrome Plated	\$39.92
862	1-1/2"	Straight Coupling	Chrome Plated	\$34.50
863	1-1/2"	45 Deg Coupling	Chrome Plated	\$46.33
866	1-1/2"	90 Deg Coupling	Chrome Plated	\$44.59

**SEE LEGEND ON P. 01 FOR ABBREVIATIONS & FINISHES. ALL BOLDED ITEMS ARE NEW.**

	PART #	DESCRIPTION	LIST PRICE
<b>Plastic Tubular Repair Connectors</b>			
	6531	1-1/2" DWV to 1-1/2" SJ Adapter	\$6.61
	6862	1-1/2" COUPLING	\$8.52
	6866	1-1/2" 90 ELBOW	\$8.77
<b>Plastic Tubular P-Traps</b>			
	614	1-1/2" P-TRAP	\$11.66
	614-SJ	1-1/2" P-TRAP	\$16.58
	6226	1-1/2" REPAIR J-BEND & ELBOW	\$12.40
<b>Plastic Tubular Dishwasher Tailpieces</b>			
	6868-DC	DISHWASHER TAILPIECE	\$15.95
	6868-SJ	DISHWASHER TAILPIECE	\$15.67
	6868-U	UNIVERSAL DISHWASHER TAILPIECE	\$21.03
<b>Plastic Tubular Continuous Waste Arms</b>			
	6279-DC	7" CONTINUOUS WASTE ARM	\$5.67
	6279-SJ	7" CONTINUOUS WASTE ARM	\$5.67
	6282-DC	15" CONTINUOUS WASTE ARM	\$7.35
	6282-SJ	15" CONTINUOUS WASTE ARM	\$8.03
<b>Plastic Tubular Continuous Waste</b>			
	6265-DC	16" EO CONTINUOUS WASTE	\$18.61
	6265-SJ	16" EO CONTINUOUS WASTE	\$20.36
	6267-DC	16" CO CONTINUOUS WASTE	\$22.00
	6267-SJ	16" CO CONTINUOUS WASTE	\$23.76
<b>ABS/DWV Dishwasher Bushing</b>			
	6300	1-1/2" ABS DISHWASHER BUSHING	\$2.43

SEE LEGEND ON P. 01 FOR ABBREVIATIONS &amp; FINISHES. ALL BOLDED ITEMS ARE NEW.

**Section 04 - TUBULAR PLASTIC**

PART # (LENGTH)	SIZE	CONNECTION	LENGTH					
			1" (1)	4" (4)	6" (6)	8" (8)	12" (12)	16" (16)

**Plastic Tubular Extension Tubes**



6809-( )	1-1/2"	SJ			\$7.81		\$8.98	
----------	--------	----	--	--	--------	--	--------	--

**Plastic Tubular Sink Tailpieces**



6812-( )	1-1/2"	Flanged one end	\$2.26	\$2.68	\$3.77	\$4.59	\$6.12	
6812-16	1-1/2"	Flanged both ends						\$10.87

PART #	SIZE	DISHWASHER FITTING	CONNECTION	LENGTH	LIST PRICE
--------	------	--------------------	------------	--------	------------

**ABS/DWV Continuous Wastes (Schedule 40)**



6065-DC	1-1/2"	NO	DC	16"	\$26.94
---------	--------	----	----	-----	---------



6065-DCW	1-1/2"	YES	DC	16"	\$32.34
----------	--------	-----	----	-----	---------



6065K-DC	1-1/2"	NO	DC		\$21.45
----------	--------	----	----	--	---------



6065K-DCW	1-1/2"	YES	DC		\$27.29
-----------	--------	-----	----	--	---------

SEE LEGEND ON P. 01 FOR ABBREVIATIONS & FINISHES. ALL BOLDED ITEMS ARE NEW.



# From builder basic to on-trend in minutes.

Our Bath Waste Trim Update Kit allows you to easily upgrade the look and finish of your tub in minutes and at a fraction of the cost of a full replacement.

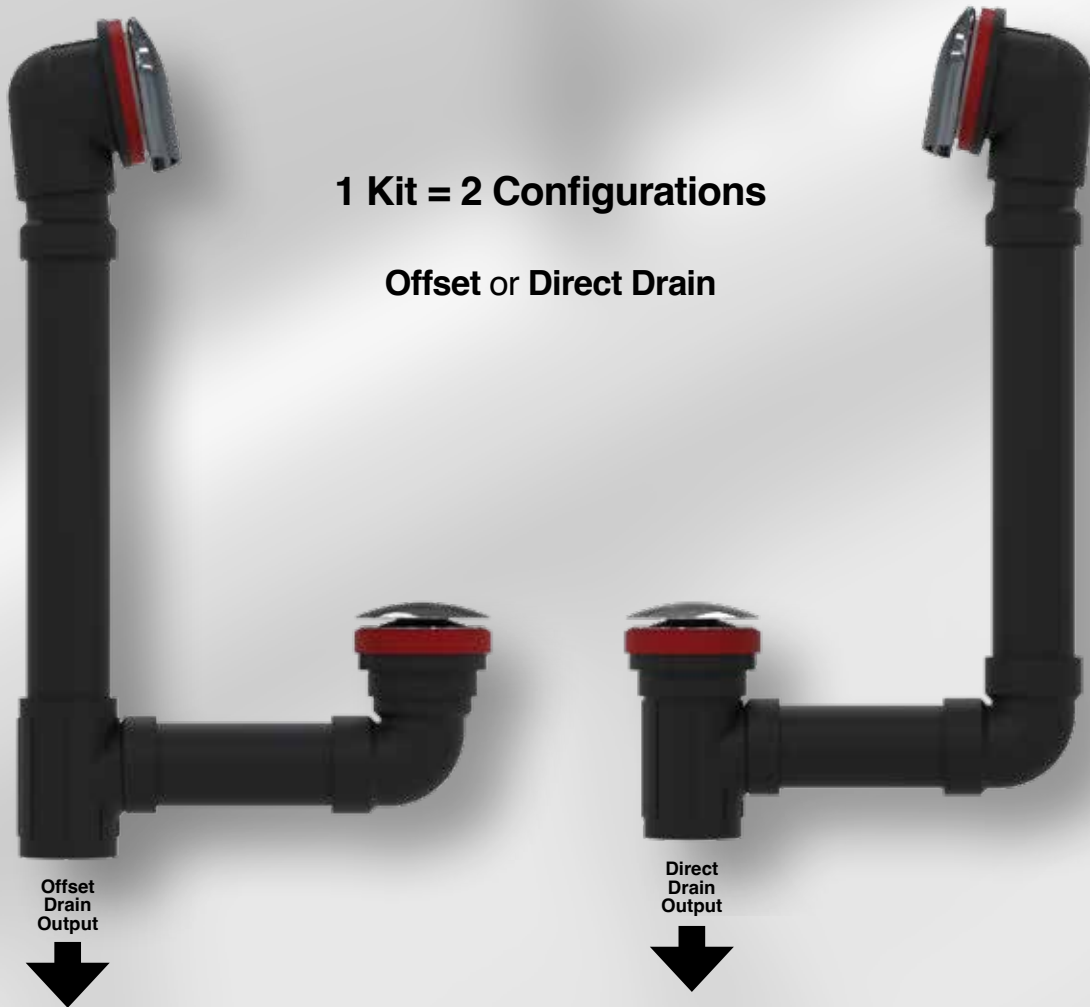
**No muss. No fuss. No kidding.**



## The only Bath Waste you'll ever need.

2-in-1 Offset & Direct Bath waste configurations in one bag - and no wasted parts!  
Available in ABS and PVC models, with multiple kit types and closure mechanisms.

Your job just got easier.®



**Contractors** - No need to keep both Offset AND Direct Drain Bath Waste kits in your truck.




**Wholesalers** - Reduce your inventory costs AND maximize your shelf space.

OSBPBT1-USCAN0223

**CAN05-24LPG**  
 Effective May 1, 2024  
**Section 05 - TOTAL 1**  
**WASTE & OVERFLOW - ABS**  
**Clicker® Closure**



**1 Kit = 2 Configurations (Offset or Direct Drain)**

BELL	SQUARE	ROUND	FINISH	TUB DEPTH	LIST PRICE
					

**ABS T1 Bath Wastes w/Clicker® Closure - Complete (With Pipe, Fittings and Trim)**



<b>6060Q-CP</b>	<b>6061Q-CP</b>	<b>6062Q-CP</b>	CP	16"	\$66.06
<b>6060Q-20CP</b>	<b>6061Q-20CP</b>	<b>6062Q-20CP</b>	CP	20"	\$78.67

**ABS T1 Bath Wastes w/Clicker® Closure - Full Kit (Less Pipe, With Tee)**



<b>6060QK-CP</b>	<b>6061QK-CP</b>	<b>6062QK-CP</b>	CP		\$58.60
------------------	------------------	------------------	----	--	---------

SEE LEGEND ON P. 01 FOR ABBREVIATIONS & FINISHES. ALL BOLDED ITEMS ARE NEW.



**CAN05-24LPG**  
 Effective May 1, 2024  
**Section 05 - TOTAL 1**  
**WASTE & OVERFLOW - ABS**  
**Lift & Turn Closure**



1 Kit = 2 Configurations (Offset or Direct Drain)

BELL	SQUARE	ROUND	FINISH	TUB DEPTH	LIST PRICE

**ABS T1 Bath Wastes w/Lift & Turn Closure - Complete (With Pipe, Fittings and Trim)**



<b>6060L-CP</b>	<b>6061L-CP</b>	<b>6062L-CP</b>	CP	16"	<b>\$83.56</b>
<b>6060L-20CP</b>	<b>6061L-20CP</b>	<b>6062L-20CP</b>	CP	20"	<b>\$86.54</b>

**ABS T1 Bath Wastes w/Lift & Turn Closure - Full Kit (Less Pipe, With Tee)**



<b>6060LK-CP</b>	<b>6061LK-CP</b>	<b>6062LK-CP</b>	CP		<b>\$66.49</b>
------------------	------------------	------------------	----	--	----------------

**ABS T1 Bath Wastes w/Zinc Lift & Turn Closure - Full Kit (Less Pipe, With Tee)**






<b>6060LZK-CP</b>	<b>6061LZK-CP</b>	<b>6062LZK-CP</b>	CP		<b>\$51.58</b>
-------------------	-------------------	-------------------	----	--	----------------

SEE LEGEND ON P. 01 FOR ABBREVIATIONS & FINISHES. ALL BOLDED ITEMS ARE NEW.

**CAN05-24LPG**  
 Effective May 1, 2024  
**Section 05 - TOTAL 1**  
**WASTE & OVERFLOW - ABS**  
**Plug & Chain Closure**



1 Kit = 2 Configurations (Offset or Direct Drain)

BELL	SQUARE	ROUND	FINISH	TUB DEPTH	LIST PRICE
					

**ABS T1 Bath Wastes w/Plug & Chain Closure - Complete (With Pipe, Fittings and Trim)**



<b>6060CS-CP</b>	<b>6061CS-CP</b>	<b>6062CS-CP</b>	CP	16"	\$65.08
<b>6060CS-20CP</b>	<b>6061CS-20CP</b>	<b>6062CS-20CP</b>	CP	20"	\$67.37

**ABS T1 Bath Wastes w/Plug & Chain Closure - Full Kit (Less Pipe, With Tee)**



<b>6060CSK-CP</b>	<b>6061CSK-CP</b>	<b>6062CSK-CP</b>	CP		\$54.03
-------------------	-------------------	-------------------	----	--	---------

SEE LEGEND ON P. 01 FOR ABBREVIATIONS & FINISHES. ALL BOLDED ITEMS ARE NEW.





**CAN05-24LPG**  
 Effective May 1, 2024  
**Section 05 - TOTAL 1**  
**WASTE & OVERFLOW - ABS**  
**Tip-Toe Closure**



1 Kit = 2 Configurations (Offset or Direct Drain)

BELL	SQUARE	ROUND	FINISH	TUB DEPTH	LIST PRICE

**ABS T1 Bath Wastes w/Tip-Toe Closure - Complete (With Pipe, Fittings and Trim)**



<b>6060TIP-CP</b>	<b>6061TIP-CP</b>	<b>6062TIP-CP</b>	CP	16"	\$75.63
<b>6060TIP-20CP</b>	<b>6061TIP-20CP</b>	<b>6062TIP-20CP</b>	CP	20"	\$85.86

**ABS T1 Bath Wastes w/Tip-Toe Closure - Full Kit (Less Pipe, With Tee)**






<b>6060TIPK-CP</b>	<b>6061TIPK-CP</b>	<b>6062TIPK-CP</b>	CP		\$65.06
--------------------	--------------------	--------------------	----	--	---------

SEE LEGEND ON P. 01 FOR ABBREVIATIONS & FINISHES. ALL BOLDED ITEMS ARE NEW.

**CAN05-24LPG**  
 Effective May 1, 2024  
**Section 05 - TOTAL 1**  
**WASTE & OVERFLOW - PVC**  
**Clicker® Closure**



**1 Kit = 2 Configurations (Offset or Direct Drain)**

BELL	SQUARE	ROUND	FINISH	TUB DEPTH	LIST PRICE
					

**PVC T1 Bath Wastes w/Clicker® Closure - Complete (With Pipe, Fittings and Trim)**

<b>5160Q-CP</b>	<b>5161Q-CP</b>	<b>5162Q-CP</b>	CP	16"	\$66.06
<b>5160Q-20CP</b>	<b>5161Q-20CP</b>	<b>5162Q-20CP</b>	CP	20"	\$78.67



**PVC T1 Bath Wastes w/Clicker® Closure - Full Kit (Less Pipe, With Tee)**

<b>5160QK-CP</b>	<b>5161QK-CP</b>	<b>5162QK-CP</b>	CP		\$58.60
------------------	------------------	------------------	----	--	---------






SEE LEGEND ON P. 01 FOR ABBREVIATIONS & FINISHES. ALL BOLDED ITEMS ARE NEW.



**CAN05-24LPG**  
 Effective May 1, 2024  
**Section 05 - TOTAL 1**  
**WASTE & OVERFLOW - PVC**  
**Lift & Turn Closure**



1 Kit = 2 Configurations (Offset or Direct Drain)

BELL	SQUARE	ROUND	FINISH	TUB DEPTH	LIST PRICE
					

**PVC T1 Bath Wastes w/Lift & Turn Closure - Complete (With Pipe, Fittings and Trim)**



<b>5160L-CP</b>	<b>5161L-CP</b>	<b>5162L-CP</b>	CP	16"	<b>\$83.56</b>
<b>5160L-20CP</b>	<b>5161L-20CP</b>	<b>5162L-20CP</b>	CP	20"	<b>\$86.54</b>

**PVC T1 Bath Wastes w/Lift & Turn Closure - Full Kit (Less Pipe, With Tee)**



<b>5160LK-CP</b>	<b>5161LK-CP</b>	<b>5162LK-CP</b>	CP		<b>\$66.49</b>
------------------	------------------	------------------	----	--	----------------

**PVC T1 Bath Wastes w/Zinc Lift & Turn Closure - Full Kit (Less Pipe, With Tee)**



<b>5160LZK-CP</b>	<b>5161LZK-CP</b>	<b>5162LZK-CP</b>	CP		<b>\$51.58</b>
-------------------	-------------------	-------------------	----	--	----------------

SEE LEGEND ON P. 01 FOR ABBREVIATIONS & FINISHES. ALL BOLDED ITEMS ARE NEW.

**CAN05-24LPG**  
 Effective May 1, 2024  
**Section 05 - TOTAL 1**  
**WASTE & OVERFLOW - PVC**  
**Plug & Chain Closure**



1 Kit = 2 Configurations (Offset or Direct Drain)

BELL	SQUARE	ROUND	FINISH	TUB DEPTH	LIST PRICE

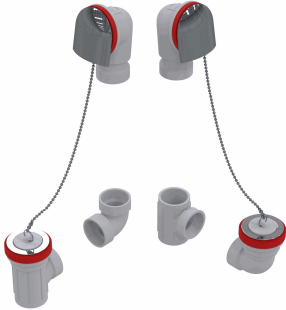
**PVC T1 Bath Wastes w/Plug & Chain Closure - Complete (With Pipe, Fittings and Trim)**

<b>5160CS-CP</b>	<b>5161CS-CP</b>	<b>5162CS-CP</b>	CP	16"	\$65.08
<b>5160CS-20CP</b>	<b>5161CS-20CP</b>	<b>5162CS-20CP</b>	CP	20"	\$67.37



**PVC T1 Bath Wastes w/Plug & Chain Closure - Full Kit (Less Pipe, With Tee)**

<b>5160CSK-CP</b>	<b>5161CSK-CP</b>	<b>5162CSK-CP</b>	CP		\$54.03
-------------------	-------------------	-------------------	----	--	---------



SEE LEGEND ON P. 01 FOR ABBREVIATIONS & FINISHES. ALL BOLDED ITEMS ARE NEW.



**CAN05-24LPG**  
 Effective May 1, 2024  
**Section 05 - TOTAL 1**  
**WASTE & OVERFLOW - PVC**  
**Tip-Toe Closure**



1 Kit = 2 Configurations (Offset or Direct Drain)

BELL	SQUARE	ROUND	FINISH	TUB DEPTH	LIST PRICE

**PVC T1 Bath Wastes w/Tip-Toe Closure - Complete (With Pipe, Fittings and Trim)**



<b>5160TIP-CP</b>	<b>5161TIP-CP</b>	<b>5162TIP-CP</b>	CP	16"	\$75.63
<b>5160TIP-20CP</b>	<b>5161TIP-20CP</b>	<b>5162TIP-20CP</b>	CP	20"	\$85.86

**PVC T1 Bath Wastes w/Tip-Toe Closure - Full Kit (Less Pipe, With Tee)**



<b>5160TIPK-CP</b>	<b>5161TIPK-CP</b>	<b>5162TIPK-CP</b>	CP		\$65.06
--------------------	--------------------	--------------------	----	--	---------

SEE LEGEND ON P. 01 FOR ABBREVIATIONS & FINISHES. ALL BOLDED ITEMS ARE NEW.

# CAN05-24LPG

Effective May 1, 2024

## Section 05 - TOTAL 1

### WASTE & OVERFLOW - ABS

#### Standard & Testable Bath Waste Rough-in and Trim Program



1 Kit = 2 Configurations (Offset or Direct Drain)

#### Bath Waste Rough-in and Trim program - Rough-ins (Trim Kit required)

PART #	KIT TYPE	TUB DEPTH	LIST PRICE
--------	----------	-----------	------------

#### ABS T1 Bath Wastes Standard Rough-in



<b>6060RI-K</b>	<b>Full Kit - (Less Pipe)</b>		<b>\$33.52</b>
<b>6060RI-16</b>	<b>Complete - (With Pipe)</b>	<b>16"</b>	<b>\$52.29</b>
<b>6060RI-20</b>	<b>Complete - (With Pipe)</b>	<b>20"</b>	<b>\$59.23</b>

#### ABS T1 Bath Wastes Testable Rough-in



<b>7060TDRI-K</b>	<b>Full Kit - (Less Pipe)</b>		<b>\$45.95</b>
<b>7060TDRI-16</b>	<b>Complete - (With Pipe)</b>	<b>16"</b>	<b>\$53.98</b>
<b>7060TDRI-20</b>	<b>Complete - (With Pipe)</b>	<b>20"</b>	<b>\$61.23</b>

#### ABS T1 Bath Wastes Testable Rough-in with 3/4" Condensate Connector



<b>7065TDRI-K</b>	<b>Full Kit - (Less Pipe)</b>		<b>\$46.15</b>
<b>7065TDRI-16</b>	<b>Complete - (With Pipe)</b>	<b>16"</b>	<b>\$57.40</b>
<b>7065TDRI-20</b>	<b>Complete - (With Pipe)</b>	<b>20"</b>	<b>\$63.15</b>

SEE LEGEND ON P. 01 FOR ABBREVIATIONS & FINISHES. ALL BOLDED ITEMS ARE NEW.



WASTE & OVERFLOW - PVC  
Standard & Testable Bath Waste  
Rough-in and Trim Program

1 Kit = 2 Configurations (Offset or Direct Drain)

Bath Waste Rough-in and Trim program - Rough-ins (Trim Kit required)

PART #	KIT TYPE	TUB DEPTH	LIST PRICE
--------	----------	-----------	------------

PVC T1 Bath Wastes Standard Rough-in



5131RI-K	Full Kit - (Less Pipe)		\$33.53
5131RI-16	Complete - (With Pipe)	16"	\$52.29
5131RI-20	Complete - (With Pipe)	20"	\$59.23

PVC T1 Bath Wastes Testable Rough-in



5131TDRI-K	Full Kit - (Less Pipe)		\$45.95
5131TDRI-16	Complete - (With Pipe)	16"	\$53.98
5131TDRI-20	Complete - (With Pipe)	20"	\$61.23

PVC T1 Bath Wastes Testable Rough-in with 3/4" Condensate Connector






5135TDRI-K	Full Kit - (Less Pipe)		\$46.15
5135TDRI-16	Complete - (With Pipe)	16"	\$57.40
5135TDRI-20	Complete - (With Pipe)	20"	\$63.15

SEE LEGEND ON P. 01 FOR ABBREVIATIONS & FINISHES. ALL BOLDED ITEMS ARE NEW.

**CAN05-24LPG**

Effective May 1, 2024

**Section 05 - TOTAL 1****WASTE & OVERFLOW - TRIM****Standard & Testable Bath Waste****Rough-in and Trim Program****1 Kit = 2 Configurations (Offset or Direct Drain)**

BELL	SQUARE	ROUND	FINISH	LIST PRICE
				

**Plastic Trim Kits for Bath Waste Rough-ins**




<b>Clicker® Closure with Plastic SLIDEON™ Faceplate</b>				
TR00Q-CP	TR01Q-CP	TR02Q-CP	Chrome Plated	\$21.37
TR00Q-BCP	TR01Q-BCP	TR02Q-BCP	Brass Chrome Plated	\$29.77
TR00Q-BN	TR01Q-BN	TR02Q-BN	Brushed Nickel	\$81.18
TR00Q-MBL	TR01Q-MBL	TR02Q-MBL	Matte Black	\$81.18
TR00Q-POLN	TR01Q-POLN	TR02Q-POLN	Polished Nickel	\$81.18
TR00Q-VB	TR01Q-VB	TR02Q-VB	Venetian Bronze	\$81.18
TR00Q-W	TR01Q-W	TR02Q-W	White	\$81.18
<b>Lift &amp; Turn Closure with Plastic SLIDEON™ Faceplate</b>				
TR00LZ-CP	TR01LZ-CP	TR02LZ-CP	Chrome Plated	\$21.37
TR00LZ-BN	TR01LZ-BN	TR02LZ-BN	Brushed Nickel	\$81.18
TR00LZ-MBL	TR01LZ-MBL	TR02LZ-MBL	Matte Black	\$81.18
TR00LZ-VB	TR01LZ-VB	TR02LZ-VB	Venetian Bronze	\$81.18
<b>Plug &amp; Chain Closure with Plastic SLIDEON™ Faceplate</b>				
TR00CS-CP	TR01CS-CP	TR02CS-CP	Chrome Plated	\$14.26
<b>Tip-Toe Closure with Plastic SLIDEON™ Faceplate</b>				
TR00TIP-CP	TR01TIP-CP	TR02TIP-CP	Chrome Plated	\$20.14
<b>TWIRL™ Closure with Plastic SLIDEON™ Faceplate</b>				
TR00T-CP	TR01T-CP	TR02T-CP	Chrome Plated	\$27.24
TR00T-BN	TR01T-BN	TR02T-BN	Brushed Nickel	\$97.85

SEE LEGEND ON P. 01 FOR ABBREVIATIONS &amp; FINISHES. ALL BOLDED ITEMS ARE NEW.





1 Kit = 2 Configurations (Offset or Direct Drain)

BELL	SQUARE	ROUND	FINISH	LIST PRICE
				

### Brass Trim Kits for Bath Waste Rough-ins

Clicker® Closure with Brass SLIDEON™ Faceplate				
TRB00Q-BCP	TRB01Q-BCP	TRB02Q-BCP	Brass Chrome Plated	\$155.27
TRB00Q-BG	TRB01Q-BG	TRB02Q-BG	<b>Brushed Gold</b>	<b>\$201.79</b>
TRB00Q-BN	TRB01Q-BN	TRB02Q-BN	Brushed Nickel	\$201.79
TRB00Q-LB	N/A	TRB02Q-LB	<b>Luxe Bronze</b>	<b>\$201.79</b>
TRB00Q-MBL	TRB01Q-MBL	TRB02Q-MBL	Matte Black	\$201.79
TRB00Q-POLN	TRB01Q-POLN	TRB02Q-POLN	Polished Nickel	\$201.79
TRB00Q-VB	TRB01Q-VB	TRB02Q-VB	Venetian Bronze	\$201.79
Clicker® Closure with Brass SLIDEON™ Faceplate w/Strainer Cover				
TRB00Q-BG-R	TRB01Q-BG-R	TRB02Q-BG-R	<b>Brushed Gold</b>	<b>\$212.23</b>
TRB00Q-BN-R	TRB01Q-BN-R	TRB02Q-BN-R	Brushed Nickel	\$212.23
TRB00Q-LB-R	N/A	TRB02Q-LB-R	<b>Luxe Bronze</b>	<b>\$212.23</b>
TRB00Q-MBL-R	TRB01Q-MBL-R	TRB02Q-MBL-R	Matte Black	\$212.23
TRB00Q-VB-R	TRB01Q-VB-R	TRB02Q-VB-R	Venetian Bronze	\$212.23
Lift & Turn Closure with Brass SLIDEON™ Faceplate				
TRB00LZ-BCP	TRB01LZ-BCP	TRB02LZ-BCP	Chrome Plated	\$155.27
TRB00LZ-BN	TRB01LZ-BN	TRB02LZ-BN	Brushed Nickel	\$201.79
TRB00LZ-MBL	TRB01LZ-MBL	TRB02LZ-MBL	Matte Black	\$201.79
TRB00LZ-VB	TRB01LZ-VB	TRB02LZ-VB	Venetian Bronze	\$201.79
Lift & Turn Closure with Brass SLIDEON™ Faceplate w/Strainer Cover				
TRB00LZ-BN-R	TRB01LZ-BN-R	TRB02LZ-BN-R	Brushed Nickel	\$212.23
TRB00LZ-MBL-R	TRB01LZ-MBL-R	TRB02LZ-MBL-R	Matte Black	\$212.23
TRB00LZ-VB-R	TRB01LZ-VB-R	TRB02LZ-VB-R	Venetian Bronze	\$212.23

SEE LEGEND ON P. 01 FOR ABBREVIATIONS & FINISHES. ALL BOLDDED ITEMS ARE NEW.

# Our recent addition!


Meet the newest member of our growing family of products - our new Trip Lever Bath Waste.

Available in 17GA (24") and 20GA (16") brass models, as well as

Rough-in and Trim Kits (available in 4 trending finishes).

Ask for it at your favourite Wholesaler.

**Your job just got easier.®**



**Self clinging Gasket**  
for easier installation

**Classic Design,  
Sturdy construction,**  
for years of  
dependable operation

**Available in the following Models:**

**Completes:**

3147TRIP-24CP 17GA Brass 24" Complete  
314TRIP-16CP 20GA Brass 16" Complete

**Rough-ins (Trims sold separately)**

3147TRIPRI-24 17GA Brass 24" Rough-in  
314TRIPRI-16 20GA Brass 16" Rough-in

**Trims (Rough-ins sold separately)**

TRB02TRIP-CP Chrome Plated Trim  
TRB02TRIP-BN Brushed Nickel Trim  
TRB02TRIP-MBL Matte Black Trim  
TRB02TRIP-POLN Polished Nickel Trim

**Adjustable linkage**  
for faster installation

**Heavy duty extended Cast Tee**  
features a dual function  
drain outlet with fine thread &  
slip-washer connections

**Drain in Tee**  
for easier installation  
and maintenance

**Stainless Steel  
Drain cover**  
For a longer life

Certification



\*The "cCSAus Meets UPC" mark means the product conforms to the requirements of the NPC, UPC, IPC and IRC.

# Introducing our testable Bath Waste system. Designed by Plumbers. For Plumbers. Your job just got easier.®

## Rough-in

Testable Rough-ins available in PVC and ABS models, with and without Condensate option.  
Styles include: Offset and Direct, in 16", 20", Kit and Half Kit.



### Trim (sold separately).

**SlideOn™ Faceplate**  
(choice of Bell, Square or Round)



**Closure mechanism**  
(choice of Clicker® or Lift&Turn)



**New! Special finish Trim Ring**  
w/adhesive back (Shown in Matte Black.  
Available in Brushed Nickel,  
Venetian Bronze and Matte Black Trim Kits only).



To view our complete Bath Waste assortment, visit:  
[www.osb.ca](http://www.osb.ca)

**OS&B®**  
your job just got easier



# CAN05-24LPG

Effective May 1, 2024

## Section 06 - WASTE & OVERFLOW - ABS

### Clicker® Closure



Bell	Square	Round	FINISH	TUB DEPTH	LIST PRICE
					

#### ABS Offset Bath Wastes w/Clicker® Closure - Complete (with Pipe, Fittings, and Trim)



6040Q-CP	6041Q-CP	6042Q-CP	Chrome Plated	16"	\$64.19
6040Q-BCP	6041Q-BCP	6042Q-BCP	Brass Chrome Plated	16"	\$87.26
6040Q-BN	6041Q-BN	6042Q-BN	Brushed Nickel	16"	\$155.80
6040Q-MBL	6041Q-MBL	6042Q-MBL	Matte Black	16"	\$155.80
6040Q-POLN	6041Q-POLN	6042Q-POLN	Polished Nickel	16"	\$155.80
6040Q-VB	6041Q-VB	6042Q-VB	Venetian Bronze	16"	\$155.80
6040Q-W	6041Q-W	6042Q-W	White	16"	\$155.80
<b>6040Q-BG</b>	<b>6041Q-BG</b>	<b>6042Q-BG</b>	<b>Brushed Gold</b>	<b>16"</b>	<b>\$281.46</b>
6040Q-LB	N/A	6042Q-LB	Luxe Bronze	16"	\$281.46
6040Q-20CP	6041Q-20CP	6042Q-20CP	Chrome Plated	20"	\$69.72
6040Q-20BCP	6041Q-20BCP	6042Q-20BCP	Brass Chrome Plated	20"	\$91.36
6040Q-20BN	6041Q-20BN	6042Q-20BN	Brushed Nickel	20"	\$161.36
6040Q-20MBL	6041Q-20MBL	6042Q-20MBL	Matte Black	20"	\$161.36
6040Q-20POLN	6041Q-20POLN	6042Q-20POLN	Polished Nickel	20"	\$161.36
6040Q-20VB	6041Q-20VB	6042Q-20VB	Venetian Bronze	20"	\$161.36
6040Q-20W	6041Q-20W	6042Q-20W	White	20"	\$161.36
<b>6040Q-20BG</b>	<b>6041Q-20BG</b>	<b>6042Q-20BG</b>	<b>Brushed Gold</b>	<b>20"</b>	<b>\$302.80</b>
6040Q-20LB	N/A	6042Q-20LB	Luxe Bronze	20"	\$302.80

#### ABS Offset Bath Wastes w/Clicker® Closure - Full Kit (Less Pipe, With Tee)



6040QK-CP	6041QK-CP	6042QK-CP	Chrome Plated		\$48.09
6040QK-BCP	6041QK-BCP	6042QK-BCP	Brass Chrome Plated		\$67.32
6040QK-BN	6041QK-BN	6042QK-BN	Brushed Nickel		\$120.20
6040QK-MBL	6041QK-MBL	6042QK-MBL	Matte Black		\$120.20
6040QK-POLN	6041QK-POLN	6042QK-POLN	Polished Nickel		\$120.20
6040QK-VB	6041QK-VB	6042QK-VB	Venetian Bronze		\$120.20
6040QK-W	6041QK-W	6042QK-W	White		\$120.20
<b>6040QK-BG</b>	<b>6041QK-BG</b>	<b>6042QK-BG</b>	<b>Brushed Gold</b>		<b>\$263.18</b>
6040QK-LB	N/A	6042QK-LB	Luxe Bronze		\$263.18

#### ABS Offset Bath Wastes w/Clicker® Closure - Half Kit (Less Pipe, Less Tee)



6040QHK-CP	6041QHK-CP	6042QHK-CP	Chrome Plated		\$44.53
6040QHK-BCP	6041QHK-BCP	6042QHK-BCP	Brass Chrome Plated		\$62.32
6040QHK-BN	6041QHK-BN	6042QHK-BN	Brushed Nickel		\$111.29
6040QHK-MBL	6041QHK-MBL	6042QHK-MBL	Matte Black		\$111.29
6040QHK-POLN	6041QHK-POLN	6042QHK-POLN	Polished Nickel		\$111.29
6040QHK-VB	6041QHK-VB	6042QHK-VB	Venetian Bronze		\$111.29
6040QHK-W	6041QHK-W	6042QHK-W	White		\$111.29
<b>6040QHK-BG</b>	<b>6041QHK-BG</b>	<b>6042QHK-BG</b>	<b>Brushed Gold</b>		<b>\$255.52</b>
6040QHK-LB	N/A	6042QHK-LB	Luxe Bronze		\$255.52

SEE LEGEND ON P. 01 FOR ABBREVIATIONS & FINISHES. ALL BOLDDED ITEMS ARE NEW.



Bell	Square	Round	FINISH	TUB DEPTH	LIST PRICE

**ABS Direct Bath Wastes w/Clicker® Closure - Complete (with Pipe, Fittings, and Trim)**



64DQ-CP	641DQ-CP	642DQ-CP	Chrome Plated	16"	\$66.06
64DQ-BCP	641DQ-BCP	642DQ-BCP	Brass Chrome Plated	16"	\$92.48
64DQ-BN	641DQ-BN	642DQ-BN	Brushed Nickel	16"	\$165.16
64DQ-MBL	641DQ-MBL	642DQ-MBL	Matte Black	16"	\$165.16
64DQ-POLN	641DQ-POLN	642DQ-POLN	Polished Nickel	16"	\$165.16
64DQ-VB	641DQ-VB	642DQ-VB	Venetian Bronze	16"	\$165.16
64DQ-W	641DQ-W	642DQ-W	White	16"	\$165.16
<b>64DQ-BG</b>	<b>641DQ-BG</b>	<b>642DQ-BG</b>	<b>Brushed Gold</b>	<b>16"</b>	<b>\$296.38</b>
64DQ-LB	N/A	642DQ-LB	Luxe Bronze	16"	\$296.38
64DQ-20CP	641DQ-20CP	642DQ-20CP	Chrome Plated	20"	\$72.81
64DQ-20BCP	641DQ-20BCP	642DQ-20BCP	Brass Chrome Plated	20"	\$95.25
64DQ-20BN	641DQ-20BN	642DQ-20BN	Brushed Nickel	20"	\$171.05
64DQ-20MBL	641DQ-20MBL	642DQ-20MBL	Matte Black	20"	\$171.05
64DQ-20POLN	641DQ-20POLN	642DQ-20POLN	Polished Nickel	20"	\$171.05
64DQ-20VB	641DQ-20VB	642DQ-20VB	Venetian Bronze	20"	\$171.05
64DQ-20W	641DQ-20W	642DQ-20W	White	20"	\$171.05
<b>64DQ-20BG</b>	<b>641DQ-20BG</b>	<b>642DQ-20BG</b>	<b>Brushed Gold</b>	<b>20"</b>	<b>\$319.49</b>
64DQ-20LB	N/A	642DQ-20LB	Luxe Bronze	20"	\$319.49

**ABS Direct Bath Wastes w/Clicker® Closure - Full Kit (Less Pipe, With Elbow)**



64DQK-CP	641DQK-CP	642DQK-CP	Chrome Plated		\$50.96
64DQK-BCP	641DQK-BCP	642DQK-BCP	Brass Chrome Plated		\$72.61
64DQK-BN	641DQK-BN	642DQK-BN	Brushed Nickel		\$127.41
64DQK-MBL	641DQK-MBL	642DQK-MBL	Matte Black		\$127.41
64DQK-POLN	641DQK-POLN	642DQK-POLN	Polished Nickel		\$127.41
64DQK-VB	641DQK-VB	642DQK-VB	Venetian Bronze		\$127.41
64DQK-W	641DQK-W	642DQK-W	White		\$127.41
<b>64DQK-BG</b>	<b>641DQK-BG</b>	<b>642DQK-BG</b>	<b>Brushed Gold</b>		<b>\$276.40</b>
64DQK-LB	N/A	642DQK-LB	Luxe Bronze		\$276.40

**ABS Direct Bath Wastes w/Clicker® Closure - Half Kit (Less Pipe, Less Elbow)**



64DQHK-CP	641DQHK-CP	642DQHK-CP	Chrome Plated		\$47.18
64DQHK-BCP	641DQHK-BCP	642DQHK-BCP	Brass Chrome Plated		\$66.06
64DQHK-BN	641DQHK-BN	642DQHK-BN	Brushed Nickel		\$117.97
64DQHK-MBL	641DQHK-MBL	642DQHK-MBL	Matte Black		\$117.97
64DQHK-POLN	641DQHK-POLN	642DQHK-POLN	Polished Nickel		\$117.97
64DQHK-VB	641DQHK-VB	642DQHK-VB	Venetian Bronze		\$117.97
64DQHK-W	641DQHK-W	642DQHK-W	White		\$117.97
<b>64DQHK-BG</b>	<b>641DQHK-BG</b>	<b>642DQHK-BG</b>	<b>Brushed Gold</b>		<b>\$264.87</b>
64DQHK-LB	N/A	642DQHK-LB	Luxe Bronze		\$264.87

SEE LEGEND ON P. 01 FOR ABBREVIATIONS & FINISHES. ALL BOLDED ITEMS ARE NEW.

# CAN05-24LPG

Effective May 1, 2024

## Section 06 - WASTE & OVERFLOW - ABS

### Lift & Turn Closure



Bell	Square	Round	FINISH	TUB DEPTH	LIST PRICE

#### ABS Offset Bath Wastes w/Lift & Turn Closure - Complete (with Pipe, Fittings, and Trim)



6040L-CP	6041L-CP	6042L-CP	Chrome Plated	16"	\$78.87
6040L-BN	6041L-BN	6042L-BN	Brushed Nickel	16"	\$197.10
6040L-VB	6041L-VB	6042L-VB	Venetian Bronze	16"	\$197.10
6040L-W	6041L-W	6042L-W	White	16"	\$236.52
6040L-20CP	6041L-20CP	6042L-20CP	Chrome Plated	20"	\$81.65
6040L-20BN	6041L-20BN	6042L-20BN	Brushed Nickel	20"	\$204.15
6040L-20VB	6041L-20VB	6042L-20VB	Venetian Bronze	20"	\$204.15
6040L-20W	6041L-20W	6042L-20W	White	20"	\$244.98

#### ABS Offset Bath Wastes w/Lift & Turn Closure - Full Kit (Less Pipe, With Tee)



6040LK-CP	6041LK-CP	6042LK-CP	Chrome Plated		\$60.83
6040LK-BN	6041LK-BN	6042LK-BN	Brushed Nickel		\$152.07
6040LK-VB	6041LK-VB	6042LK-VB	Venetian Bronze		\$152.07
6040LK-W	6041LK-W	6042LK-W	White		\$209.12



#### ABS Offset Bath Wastes w/Lift & Turn Closure - Half Kit (Less Pipe, Less Tee)



6040LHK-CP	6041LHK-CP	6042LHK-CP	Chrome Plated		\$56.30
6040LHK-BN	6041LHK-BN	6042LHK-BN	Brushed Nickel		\$140.79
6040LHK-POLN	6041LHK-POLN	6042LHK-POLN	Polished Nickel		\$140.79
6040LHK-VB	6041LHK-VB	6042LHK-VB	Venetian Bronze		\$140.79
6040LHK-W	6041LHK-W	6042LHK-W	White		\$197.12



#### ABS Offset Bath Wastes w/Zinc Lift & Turn Closure - Complete (with Pipe, Fittings, and Trim)

6040LZ-CP	6041LZ-CP	6042LZ-CP	Chrome Plated	16"	\$63.05
-----------	-----------	-----------	---------------	-----	---------

#### ABS Offset Bath Wastes w/Zinc Lift & Turn Closure - Full Kit (Less Pipe, With Tee)

6040LZK-CP	6041LZK-CP	6042LZK-CP	Chrome Plated		\$48.68
------------	------------	------------	---------------	--	---------

SEE LEGEND ON P. 01 FOR ABBREVIATIONS & FINISHES. ALL BOLDDED ITEMS ARE NEW.



**CAN05-24LPG**  
 Effective May 1, 2024  
**Section 06 - WASTE & OVERFLOW - ABS**  
**Lift & Turn Closure**

Bell	Square	Round	FINISH	TUB DEPTH	LIST PRICE

**ABS Direct Bath Wastes w/Lift & Turn Closure - Complete (with Pipe, Fittings, and Trim)**



64DL-CP	641DL-CP	642DL-CP	Chrome Plated	16"	\$83.56
64DL-BN	641DL-BN	642DL-BN	Brushed Nickel	16"	\$203.04
64DL-VB	641DL-VB	642DL-VB	Venetian Bronze	16"	\$203.04
64DL-W	641DL-W	642DL-W	White	16"	\$242.46
64DL-20CP	641DL-20CP	642DL-20CP	Chrome Plated	20"	\$86.54
64DL-20BN	641DL-20BN	642DL-20BN	Brushed Nickel	20"	\$216.42
64DL-20VB	641DL-20VB	642DL-20VB	Venetian Bronze	20"	\$216.42
64DL-20W	641DL-20W	642DL-20W	White	20"	\$257.25

**ABS Direct Bath Wastes w/Lift & Turn Closure - Full Kit (Less Pipe, With Elbow)**



64DLK-CP	641DLK-CP	642DLK-CP	Chrome Plated		\$66.49
64DLK-BN	641DLK-BN	642DLK-BN	Brushed Nickel		\$161.18
64DLK-VB	641DLK-VB	642DLK-VB	Venetian Bronze		\$161.18
64DLK-W	641DLK-W	642DLK-W	White		\$218.23

**ABS Direct Bath Wastes w/Lift & Turn Closure - Half Kit (Less Pipe, Less Elbow)**



64DLHK-CP	641DLHK-CP	642DLHK-CP	Chrome Plated		\$59.72
64DLHK-BN	641DLHK-BN	642DLHK-BN	Brushed Nickel		\$149.24
64DLHK-VB	641DLHK-VB	642DLHK-VB	Venetian Bronze		\$149.24
64DLHK-W	641DLHK-W	642DLHK-W	White		\$205.56

**ABS Direct Bath Wastes w/Zinc Lift & Turn Closure - Full Kit (Less Pipe, With Elbow)**

64DLZK-CP	641DLZK-CP	642DLZK-CP	Chrome Plated		\$51.58
-----------	------------	------------	---------------	--	---------

SEE LEGEND ON P. 01 FOR ABBREVIATIONS & FINISHES. ALL BOLDED ITEMS ARE NEW.

# CAN05-24LPG

Effective May 1, 2024

## Section 06 - WASTE & OVERFLOW - ABS

### Plug & Chain Closure



Bell	Square	Round	FINISH	TUB DEPTH	LIST PRICE

#### ABS Offset Bath Wastes w/Plug & Chain Closure - Complete (with Pipe, Fittings, and Trim)



6040CS	6041CS	6042CS	Chrome Plated	16"	\$53.31
6040CS-20CP	6041CS-20CP	6042CS-20CP	Chrome Plated	20"	\$56.96

#### ABS Offset Bath Wastes w/Plug & Chain Closure - Full Kit (Less Pipe, With Tee)



6040CSK	6041CSK	6042CSK	Chrome Plated		\$41.88
---------	---------	---------	---------------	--	---------

#### ABS Offset Bath Wastes w/Plug & Chain Closure - Half Kit (Less Pipe, Less Tee)



6040CSHK-CP	6041CSHK-CP	6042CSHK-CP	Chrome Plated		\$38.36
-------------	-------------	-------------	---------------	--	---------

SEE LEGEND ON P. 01 FOR ABBREVIATIONS & FINISHES. ALL BOLDED ITEMS ARE NEW.





**CAN05-24LPG**  
 Effective May 1, 2024  
**Section 06 - WASTE & OVERFLOW - ABS**  
**Plug & Chain Closure**

Bell	Square	Round	FINISH	TUB DEPTH	LIST PRICE

**ABS Direct Bath Wastes w/Plug & Chain Closure - Complete (with Pipe, Fittings, and Trim)**



64DCS	641DCS	642DCS	Chrome Plated	16"	\$56.07
64DCS-20CP	641DCS-20CP	642DCS-20CP	Chrome Plated	20"	\$59.60

**ABS Direct Bath Wastes w/Plug & Chain Closure - Full Kit (Less Pipe, With Elbow)**



64DCSK	641DCSK	642DCSK	Chrome Plated		\$44.38
--------	---------	---------	---------------	--	---------

**ABS Direct Bath Wastes w/Plug & Chain Closure - Half Kit (Less Pipe, Less Elbow)**



64DCSHK-CP	641DCSHK-CP	642DCSHK-CP	Chrome Plated		\$41.09
------------	-------------	-------------	---------------	--	---------

SEE LEGEND ON P. 01 FOR ABBREVIATIONS & FINISHES. ALL BOLDED ITEMS ARE NEW.




# CAN05-24LPG

Effective May 1, 2024

## Section 06 - WASTE & OVERFLOW - ABS

### Push-Pull Closure



Bell	Square	Round	FINISH	TUB DEPTH	LIST PRICE
					

#### ABS Offset Bath Wastes w/Push-Pull Closure - Complete (with Pipe, Fittings, and Trim)



6040PP-CP	6041PP-CP	6042PP-CP	Chrome Plated	16"	\$86.40
6040PP-20CP	6041PP-20CP	6042PP-20CP	Chrome Plated	20"	\$89.47

#### ABS Offset Bath Wastes w/Push-Pull Closure - Full Kit (Less Pipe, With Tee)



6040PPK-CP	6041PPK-CP	6042PPK-CP	Chrome Plated		\$66.65
------------	------------	------------	---------------	--	---------

#### ABS Offset Bath Wastes w/Push-Pull Closure - Half Kit (Less Pipe, Less Tee)



6040PPHK-CP	6041PPHK-CP	6042PPHK-CP	Chrome Plated		\$60.03
-------------	-------------	-------------	---------------	--	---------

SEE LEGEND ON P. 01 FOR ABBREVIATIONS & FINISHES. ALL BOLDED ITEMS ARE NEW.



**CAN05-24LPG**  
 Effective May 1, 2024  
**Section 06 - WASTE & OVERFLOW - ABS**  
**Push-Pull Closure**

Bell	Square	Round	FINISH	TUB DEPTH	LIST PRICE
					

**ABS Direct Bath Wastes w/Push-Pull Closure - Complete (with Pipe, Fittings, and Trim)**



64DPP-CP	641DPP-CP	642DPP-CP	Chrome Plated	16"	\$91.59
N/A	64DPP-20CP	642DPP-20CP	Chrome Plated	20"	\$94.84

**ABS Direct Bath Wastes w/Push-Pull Closure - Full Kit (Less Pipe, With Elbow)**



64DPPK-CP	641DPPK-CP	642DPPK-CP	Chrome Plated		\$70.64
-----------	------------	------------	---------------	--	---------

**ABS Direct Bath Wastes w/Push-Pull Closure - Half Kit (Less Pipe, Less Elbow)**



64DPPHK-CP	641DPPHK-CP	642DPPHK-CP	Chrome Plated		\$63.57
------------	-------------	-------------	---------------	--	---------

SEE LEGEND ON P. 01 FOR ABBREVIATIONS & FINISHES. ALL BOLDED ITEMS ARE NEW.

# CAN05-24LPG

Effective May 1, 2024

## Section 06 - WASTE & OVERFLOW - ABS

### Tip-Toe Closure



Bell	Square	Round	FINISH	TUB DEPTH	LIST PRICE

#### ABS Offset Bath Wastes w/Tip-Toe Closure - Complete (with Pipe, Fittings, and Trim)



6040TIP-CP	6041TIP-CP	6042TIP-CP	Chrome Plated	16"	\$68.01
6040TIP-20CP	6041TIP-20CP	6042TIP-20CP	Chrome Plated	20"	\$70.42

#### ABS Offset Bath Wastes w/Tip-Toe Closure - Full Kit (Less Pipe, With Tee)



6040TIPK-CP	6041TIPK-CP	6042TIPK-CP	Chrome Plated		\$52.44
-------------	-------------	-------------	---------------	--	---------

#### ABS Offset Bath Wastes w/Tip-Toe Closure - Half Kit (Less Pipe, Less Tee)



6040TIPHK-CP	6041TIPHK-CP	6042TIPHK-CP	Chrome Plated		\$48.56
--------------	--------------	--------------	---------------	--	---------

SEE LEGEND ON P. 01 FOR ABBREVIATIONS & FINISHES. ALL BOLDED ITEMS ARE NEW.



**CAN05-24LPG**  
 Effective May 1, 2024  
**Section 06 - WASTE & OVERFLOW - ABS**  
**Tip-Toe Closure**

Bell	Square	Round	FINISH	TUB DEPTH	LIST PRICE

**ABS Direct Bath Wastes w/Tip-Toe Closure - Complete (with Pipe, Fittings, and Trim)**

	64DTIP-CP	641DTIP-CP	642DTIP-CP	Chrome Plated	16"	\$72.03
	64DTIP-20CP	641DTIP-20CP	642DTIP-20CP	Chrome Plated	20"	\$74.66

**ABS Direct Bath Wastes w/Tip-Toe Closure - Full Kit (Less Pipe, With Elbow)**

	64DTIPK-CP	641DTIPK-CP	642DTIPK-CP	Chrome Plated		\$55.61

**ABS Direct Bath Wastes w/Tip-Toe Closure - Half Kit (Less Pipe, Less Elbow)**

	64DTIPHK-CP	641DTIPHK-CP	642DTIPHK-CP	Chrome Plated		\$51.47

SEE LEGEND ON P. 01 FOR ABBREVIATIONS & FINISHES. ALL BOLDED ITEMS ARE NEW.

**CAN05-24LPG**

Effective May 1, 2024

**Section 06 - WASTE & OVERFLOW - ABS**

**Twirl™ Closure**



Bell	Square	Round	FINISH	TUB DEPTH	LIST PRICE

**ABS Offset Bath Wastes w/Twirl™ Closure - Complete (with Pipe, Fittings, and Trim)**



6040T-CP	6041T-CP	6042T-CP	Chrome Plated	16"	\$74.82
6040T-20CP	6041T-20CP	6042T-20CP	Chrome Plated	20"	\$77.48

**ABS Offset Bath Wastes w/Twirl™ Closure - Full Kit (Less Pipe, With Tee)**



6040TK-CP	6041TK-CP	6042TK-CP	Chrome Plated		\$57.74
-----------	-----------	-----------	---------------	--	---------

**ABS Offset Bath Wastes w/Twirl™ Closure - Half Kit (Less Pipe, Less Tee)**



6040THK-CP	6041THK-CP	6042THK-CP	Chrome Plated		\$53.44
------------	------------	------------	---------------	--	---------

SEE LEGEND ON P. 01 FOR ABBREVIATIONS & FINISHES. ALL BOLDED ITEMS ARE NEW.



**CAN05-24LPG**  
 Effective May 1, 2024  
**Section 06 - WASTE & OVERFLOW - ABS**  
**Twirl™ Closure**

Bell	Square	Round	FINISH	TUB DEPTH	LIST PRICE

**ABS Direct Bath Wastes w/Twirl™ Closure - Complete (with Pipe, Fittings, and Trim)**

	64DT-CP	641DT-CP	642DT-CP	Chrome Plated	16"	\$79.30
	64DT-20CP	641DT-20CP	642DT-20CP	Chrome Plated	20"	\$82.13

**ABS Direct Bath Wastes w/Twirl™ Closure - Full Kit (Less Pipe, With Elbow)**

	64DTK-CP	641DTK-CP	642DTK-CP	Chrome Plated		\$61.17

**ABS Direct Bath Wastes w/Twirl™ Closure - Half Kit (Less Pipe, Less Elbow)**

	64DTHK-CP	641DTHK-CP	642DTHK-CP	Chrome Plated		\$56.65

SEE LEGEND ON P. 01 FOR ABBREVIATIONS & FINISHES. ALL BOLDED ITEMS ARE NEW.




# CAN05-24LPG

Effective May 1, 2024

## Section 06 - WASTE & OVERFLOW - PVC

### Clicker® Closure



Bell	Square	Round	FINISH	TUB DEPTH	LIST PRICE
					

#### PVC Offset Bath Wastes w/Clicker® Closure - Complete (with Pipe, Fittings, and Trim)



5150Q-CP	5151Q-CP	5152Q-CP	Chrome Plated	16"	\$64.19
5150Q-BCP	5151Q-BCP	5152Q-BCP	Brass Chrome Plated	16"	\$87.26
5150Q-BN	5151Q-BN	5152Q-BN	Brushed Nickel	16"	\$155.80
5150Q-MBL	5151Q-MBL	5152Q-MBL	Matte Black	16"	\$155.80
5150Q-POLN	5151Q-POLN	5152Q-POLN	Polished Nickel	16"	\$155.80
5150Q-VB	5151Q-VB	5152Q-VB	Venetian Bronze	16"	\$155.80
5150Q-W	5151Q-W	5152Q-W	White	16"	\$155.80
<b>5150Q-BG</b>	<b>5151Q-BG</b>	<b>5152Q-BG</b>	<b>Brushed Gold</b>	<b>16"</b>	<b>\$281.46</b>
5150Q-LB	N/A	5152Q-LB	Luxe Bronze	16"	\$281.46
5150Q-20CP	5151Q-20CP	5152Q-20CP	Chrome Plated	20"	\$69.72
5150Q-20BCP	5151Q-20BCP	5152Q-20BCP	Brass Chrome Plated	20"	\$91.36
5150Q-20BN	5151Q-20BN	5152Q-20BN	Brushed Nickel	20"	\$161.36
5150Q-20MBL	5151Q-20MBL	5152Q-20MBL	Matte Black	20"	\$161.36
5150Q-20POLN	5151Q-20POLN	5152Q-20POLN	Polished Nickel	20"	\$161.36
5150Q-20VB	5151Q-20VB	5152Q-20VB	Venetian Bronze	20"	\$161.36
5150Q-20W	5151Q-20W	5152Q-20W	White	20"	\$161.36
<b>5150Q-20BG</b>	<b>5151Q-20BG</b>	<b>5152Q-20BG</b>	<b>Brushed Gold</b>	<b>20"</b>	<b>\$302.80</b>
5150Q-20LB	N/A	5152Q-20LB	Luxe Bronze	20"	\$302.80

#### PVC Offset Bath Wastes w/Clicker® Closure - Full Kit (Less Pipe, With Tee)



5150QK-CP	5151QK-CP	5152QK-CP	Chrome Plated		\$48.09
5150QK-BCP	5151QK-BCP	5152QK-BCP	Brass Chrome Plated		\$67.32
5150QK-BN	5151QK-BN	5152QK-BN	Brushed Nickel		\$120.20
5150QK-MBL	5151QK-MBL	5152QK-MBL	Matte Black		\$120.20
5150QK-POLN	5151QK-POLN	5152QK-POLN	Polished Nickel		\$120.20
5150QK-VB	5151QK-VB	5152QK-VB	Venetian Bronze		\$120.20
5150QK-W	5151QK-W	5152QK-W	White		\$120.20
<b>5150QK-BG</b>	<b>5151QK-BG</b>	<b>5152QK-BG</b>	<b>Brushed Gold</b>		<b>\$263.18</b>
5150QK-LB	N/A	5152QK-LB	Luxe Bronze		\$263.18

#### PVC Offset Bath Wastes w/Clicker® Closure - Half Kit (Less Pipe, Less Tee)



5150QHK-CP	5151QHK-CP	5152QHK-CP	Chrome Plated		\$44.53
5150QHK-BCP	5151QHK-BCP	5152QHK-BCP	Brass Chrome Plated		\$62.32
5150QHK-BN	5151QHK-BN	5152QHK-BN	Brushed Nickel		\$111.29
5150QHK-MBL	5151QHK-MBL	5152QHK-MBL	Matte Black		\$111.29
5150QHK-POLN	5151QHK-POLN	5152QHK-POLN	Polished Nickel		\$111.29
5150QHK-VB	5151QHK-VB	5152QHK-VB	Venetian Bronze		\$111.29
5150QHK-W	5151QHK-W	5152QHK-W	White		\$111.29
<b>5150QHK-BG</b>	<b>5151QHK-BG</b>	<b>5152QHK-BG</b>	<b>Brushed Gold</b>		<b>\$255.52</b>
5150QHK-LB	N/A	5152QHK-LB	Luxe Bronze		\$255.52


SEE LEGEND ON P. 01 FOR ABBREVIATIONS & FINISHES. ALL BOLDDED ITEMS ARE NEW.





Bell	Square	Round	FINISH	TUB DEPTH	LIST PRICE

**PVC Direct Bath Wastes w/Clicker® Closure - Complete (with Pipe, Fittings, and Trim)**



54DQ-CP	541DQ-CP	542DQ-CP	Chrome Plated	16"	\$66.06
54DQ-BCP	541DQ-BCP	542DQ-BCP	Brass Chrome Plated	16"	\$92.48
54DQ-BN	541DQ-BN	542DQ-BN	Brushed Nickel	16"	\$165.16
54DQ-MBL	541DQ-MBL	542DQ-MBL	Matte Black	16"	\$165.16
54DQ-POLN	541DQ-POLN	542DQ-POLN	Polished Nickel	16"	\$165.16
54DQ-VB	541DQ-VB	542DQ-VB	Venetian Bronze	16"	\$165.16
54DQ-W	541DQ-W	542DQ-W	White	16"	\$165.16
<b>54DQ-BG</b>	<b>541DQ-BG</b>	<b>542DQ-BG</b>	<b>Brushed Gold</b>	<b>16"</b>	<b>\$296.38</b>
54DQ-LB	N/A	542DQ-LB	Luxe Bronze	16"	\$296.38
54DQ-20CP	541DQ-20CP	542DQ-20CP	Chrome Plated	20"	\$72.81
54DQ-20BCP	541DQ-20BCP	542DQ-20BCP	Brass Chrome Plated	20"	\$95.25
54DQ-20BN	541DQ-20BN	542DQ-20BN	Brushed Nickel	20"	\$171.05
54DQ-20MBL	541DQ-20MBL	542DQ-20MBL	Matte Black	20"	\$171.05
54DQ-20POLN	541DQ-20POLN	542DQ-20POLN	Polished Nickel	20"	\$171.05
54DQ-20VB	541DQ-20VB	542DQ-20VB	Venetian Bronze	20"	\$171.05
54DQ-20W	541DQ-20W	542DQ-20W	White	20"	\$171.05
<b>54DQ-20BG</b>	<b>541DQ-20BG</b>	<b>542DQ-20BG</b>	<b>Brushed Gold</b>	<b>20"</b>	<b>\$319.49</b>
54DQ-20LB	N/A	542DQ-20LB	Luxe Bronze	20"	\$319.49

**PVC Direct Bath Wastes w/Clicker® Closure - Full Kit (Less Pipe, With Elbow)**



54DQK-CP	541DQK-CP	542DQK-CP	Chrome Plated		\$50.96
54DQK-BCP	541DQK-BCP	542DQK-BCP	Brass Chrome Plated		\$72.61
54DQK-BN	541DQK-BN	542DQK-BN	Brushed Nickel		\$127.41
54DQK-MBL	541DQK-MBL	542DQK-MBL	Matte Black		\$127.41
54DQK-POLN	541DQK-POLN	542DQK-POLN	Polished Nickel		\$127.41
54DQK-VB	541DQK-VB	542DQK-VB	Venetian Bronze		\$127.41
54DQK-W	541DQK-W	542DQK-W	White		\$127.41
<b>54DQK-BG</b>	<b>541DQK-BG</b>	<b>542DQK-BG</b>	<b>Brushed Gold</b>		<b>\$276.40</b>
54DQK-LB	N/A	542DQK-LB	Luxe Bronze		\$276.40

**PVC Direct Bath Wastes w/Clicker® Closure - Half Kit (Less Pipe, Less Elbow)**



54DQHK-CP	541DQHK-CP	542DQHK-CP	Chrome Plated		\$47.18
54DQHK-BCP	541DQHK-BCP	542DQHK-BCP	Brass Chrome Plated		\$66.06
54DQHK-BN	541DQHK-BN	542DQHK-BN	Brushed Nickel		\$117.97
54DQHK-MBL	541DQHK-MBL	542DQHK-MBL	Matte Black		\$117.97
54DQHK-POLN	541DQHK-POLN	542DQHK-POLN	Polished Nickel		\$117.97
54DQHK-VB	541DQHK-VB	542DQHK-VB	Venetian Bronze		\$117.97
54DQHK-W	541DQHK-W	542DQHK-W	White		\$117.97
<b>54DQHK-BG</b>	<b>541DQHK-BG</b>	<b>542DQHK-BG</b>	<b>Brushed Gold</b>		<b>\$264.87</b>
54DQHK-LB	N/A	542DQHK-LB	Luxe Bronze		\$264.87

SEE LEGEND ON P. 01 FOR ABBREVIATIONS & FINISHES. ALL BOLDED ITEMS ARE NEW.




# CAN05-24LPG

Effective May 1, 2024

## Section 06 - WASTE & OVERFLOW - PVC

### Lift & Turn Closure



Bell	Square	Round	FINISH	TUB DEPTH	LIST PRICE
					

#### PVC Offset Bath Wastes w/Lift & Turn Closure - Complete (with Pipe, Fittings, and Trim)



5150L-CP	5151L-CP	5152L-CP	Chrome Plated	16"	\$78.87
5150L-BN	5151L-BN	5152L-BN	Brushed Nickel	16"	\$197.10
5150L-VB	5151L-VB	5152L-VB	Venetian Bronze	16"	\$197.10
5150L-W	5151L-W	5152L-W	White	16"	\$236.52
5150L-20CP	5151L-20CP	5152L-20CP	Chrome Plated	20"	\$81.23
5150L-20BN	5151L-20BN	5152L-20BN	Brushed Nickel	20"	\$204.15
5150L-20VB	5151L-20VB	5152L-20VB	Venetian Bronze	20"	\$204.15
5150L-20W	5151L-20W	5152L-20W	White	20"	\$244.98

#### PVC Offset Bath Wastes w/Lift & Turn Closure - Full Kit (Less Pipe, With Tee)



5150LK-CP	5151LK-CP	5152LK-CP	Chrome Plated		\$60.83
5150LK-BN	5151LK-BN	5152LK-BN	Brushed Nickel		\$152.07
5150LK-VB	5151LK-VB	5152LK-VB	Venetian Bronze		\$152.07
5150LK-W	5151LK-W	5152LK-W	White		\$209.12



#### PVC Offset Bath Wastes w/Lift & Turn Closure - Half Kit (Less Pipe, Less Tee)





5150LHK-CP	5151LHK-CP	5152LHK-CP	Chrome Plated		\$56.30
5150LHK-BN	5151LHK-BN	5152LHK-BN	Brushed Nickel		\$140.80
5150LHK-VB	5151LHK-VB	5152LHK-VB	Venetian Bronze		\$140.80
5150LHK-W	5151LHK-W	5152LHK-W	White		\$197.12




SEE LEGEND ON P. 01 FOR ABBREVIATIONS & FINISHES. ALL BOLDDED ITEMS ARE NEW.





Bell	Square	Round	FINISH	TUB DEPTH	LIST PRICE
					



**PVC Direct Bath Wastes w/Lift & Turn Closure - Complete (with Pipe, Fittings, and Trim)**

	54DL-CP	541DL-CP	542DL-CP	Chrome Plated	16"	\$83.56
	54DL-BN	541DL-BN	542DL-BN	Brushed Nickel	16"	\$203.04
	54DL-VB	541DL-VB	542DL-VB	Venetian Bronze	16"	\$203.04
	54DL-W	541DL-W	542DL-W	White	16"	\$242.46
	54DL-20CP	541DL-20CP	542DL-20CP	Chrome Plated	20"	\$86.54
	54DL-20BN	541DL-20BN	542DL-20BN	Brushed Nickel	20"	\$216.42
	54DL-20VB	541DL-20VB	542DL-20VB	Venetian Bronze	20"	\$216.42
	54DL-20W	541DL-20W	542DL-20W	White	20"	\$257.25

**PVC Direct Bath Wastes w/Lift & Turn Closure - Full Kit (Less Pipe, With Elbow)**

  	54DLK-CP	541DLK-CP	542DLK-CP	Chrome Plated		\$66.49
	54DLK-BN	541DLK-BN	542DLK-BN	Brushed Nickel		\$161.18
	54DLK-VB	541DLK-VB	542DLK-VB	Venetian Bronze		\$161.18
	54DLK-W	541DLK-W	542DLK-W	White		\$218.23

**PVC Direct Bath Wastes w/Lift & Turn Closure - Half Kit (Less Pipe, Less Elbow)**

  	54DLHK-CP	541DLHK-CP	542DLHK-CP	Chrome Plated		\$59.72
	54DLHK-BN	541DLHK-BN	542DLHK-BN	Brushed Nickel		\$149.24
	54DLHK-VB	541DLHK-VB	542DLHK-VB	Venetian Bronze		\$149.24
	54DLHK-W	541DLHK-W	542DLHK-W	White		\$205.56

**SEE LEGEND ON P. 01 FOR ABBREVIATIONS & FINISHES. ALL BOLDED ITEMS ARE NEW.**




**CAN05-24LPG**

Effective May 1, 2024

**Section 06 - WASTE & OVERFLOW - PVC**

**Plug & Chain Closure**



Bell	Square	Round	FINISH	TUB DEPTH	LIST PRICE
					

**PVC Offset Bath Wastes w/Plug & Chain Closure - Complete (with Pipe, Fittings, and Trim)**



5150CS-CP	5151CS-CP	5152CS-CP	Chrome Plated	16"	\$53.31
5150CS-20CP	5151CS-20CP	5152CS-20CP	Chrome Plated	20"	\$56.96

**PVC Offset Bath Wastes w/Plug & Chain Closure - Full Kit (Less Pipe, With Tee)**



5150CSK-CP	5151CSK-CP	5152CSK-CP	Chrome Plated		\$41.88
------------	------------	------------	---------------	--	---------

**PVC Offset Bath Wastes w/Plug & Chain Closure - Half Kit (Less Pipe, Less Tee)**



5150CSHK-CP	5151CSHK-CP	5152CSHK-CP	Chrome Plated		\$38.36
-------------	-------------	-------------	---------------	--	---------

SEE LEGEND ON P. 01 FOR ABBREVIATIONS & FINISHES. ALL BOLDDED ITEMS ARE NEW.



**CAN05-24LPG**  
 Effective May 1, 2024  
**Section 06 - WASTE & OVERFLOW - PVC**  
**Plug & Chain Closure**


Bell	Square	Round	FINISH	TUB DEPTH	LIST PRICE

**PVC Direct Bath Wastes w/Plug & Chain Closure - Complete (with Pipe, Fittings, and Trim)**



54DCS-CP	541DCS-CP	542DCS-CP	Chrome Plated	16"	\$56.07
54DCS-20CP	541DCS-20CP	542DCS-20CP	Chrome Plated	20"	\$59.60

**PVC Direct Bath Wastes w/Plug & Chain Closure - Full Kit (Less Pipe, With Elbow)**



54DCSK-CP	541DCSK-CP	542DCSK-CP	Chrome Plated		\$44.38
-----------	------------	------------	---------------	--	---------

**PVC Direct Bath Wastes w/Plug & Chain Closure - Half Kit (Less Pipe, Less Elbow)**



54DCSHK-CP	541DCSHK-CP	542DCSHK-CP	Chrome Plated		\$41.09
------------	-------------	-------------	---------------	--	---------

SEE LEGEND ON P. 01 FOR ABBREVIATIONS & FINISHES. ALL BOLDED ITEMS ARE NEW.




# CAN05-24LPG

Effective May 1, 2024


## Section 06 - WASTE & OVERFLOW - PVC

### Push-Pull Closure



Bell	Square	Round	FINISH	TUB DEPTH	LIST PRICE
					


#### PVC Offset Bath Wastes w/Push-Pull Closure - Complete (with Pipe, Fittings, and Trim)

	5150PP-CP	5151PP-CP	5152PP-CP	Chrome Plated	16"	\$86.40
	5150PP-20CP	5151PP-20CP	5152PP-20CP	Chrome Plated	20"	\$89.47

#### PVC Offset Bath Wastes w/Push-Pull Closure - Full Kit (Less Pipe, With Tee)

	5150PPK-CP	5151PPK-CP	5152PPK-CP	Chrome Plated		\$66.65
--	------------	------------	------------	---------------	--	---------

#### PVC Offset Bath Wastes w/Push-Pull Closure - Half Kit (Less Pipe, Less Tee)

	5150PPHK-CP	5151PPHK-CP	5152PPHK-CP	Chrome Plated		\$60.03
---	-------------	-------------	-------------	---------------	--	---------

SEE LEGEND ON P. 01 FOR ABBREVIATIONS & FINISHES. ALL BOLDED ITEMS ARE NEW.



**CAN05-24LPG**  
 Effective May 1, 2024  
**Section 06 - WASTE & OVERFLOW - PVC**  
**Push-Pull Closure**

Bell	Square	Round	FINISH	TUB DEPTH	LIST PRICE
					

**PVC Direct Bath Wastes w/Push-Pull Closure - Complete (with Pipe, Fittings, and Trim)**



54DPP-CP	541DPP-CP	542DPP-CP	Chrome Plated	16"	\$91.59
54DPP-20CP	541DPP-20CP	542DPP-20CP	Chrome Plated	20"	\$94.84

**PVC Direct Bath Wastes w/Push-Pull Closure - Full Kit (Less Pipe, With Elbow)**



54DPPK-CP	541DPPK-CP	542DPPK-CP	Chrome Plated		\$70.64
-----------	------------	------------	---------------	--	---------

**PVC Direct Bath Wastes w/Push-Pull Closure - Half Kit (Less Pipe, Less Elbow)**



54DPPHK-CP	541DPPHK-CP	542DPPHK-CP	Chrome Plated		\$63.57
------------	-------------	-------------	---------------	--	---------

SEE LEGEND ON P. 01 FOR ABBREVIATIONS & FINISHES. ALL BOLDED ITEMS ARE NEW.

# CAN05-24LPG

Effective May 1, 2024

## Section 06 - WASTE & OVERFLOW - PVC

### Tip-Toe Closure



Bell	Square	Round	FINISH	TUB DEPTH	LIST PRICE

#### PVC Offset Bath Wastes w/Tip-Toe Closure - Complete (with Pipe, Fittings, and Trim)



5150TIP-CP	5151TIP-CP	5152TIP-CP	Chrome Plated	16"	\$68.01
5150TIP-20CP	5151TIP-20CP	5152TIP-20CP	Chrome Plated	20"	\$70.42

#### PVC Offset Bath Wastes w/Tip-Toe Closure - Full Kit (Less Pipe, With Tee)



5150TIPK-CP	5151TIPK-CP	5152TIPK-CP	Chrome Plated		\$52.44
-------------	-------------	-------------	---------------	--	---------

#### PVC Offset Bath Wastes w/Tip-Toe Closure - Half Kit (Less Pipe, Less Tee)



5150TIPHK-CP	5151TIPHK-CP	5152TIPHK-CP	Chrome Plated		\$48.56
--------------	--------------	--------------	---------------	--	---------

SEE LEGEND ON P. 01 FOR ABBREVIATIONS & FINISHES. ALL BOLDDED ITEMS ARE NEW.





**CAN05-24LPG**  
 Effective May 1, 2024  
**Section 06 - WASTE & OVERFLOW - PVC**  
**Tip-Toe Closure**

Bell	Square	Round	FINISH	TUB DEPTH	LIST PRICE

**PVC Direct Bath Wastes w/Tip-Toe Closure - Complete (with Pipe, Fittings, and Trim)**

	54DTIP-CP	541DTIP-CP	542DTIP-CP	Chrome Plated	16"	\$72.03
	54DTIP-20CP	541DTIP-20CP	542DTIP-20CP	Chrome Plated	20"	\$74.66

**PVC Direct Bath Wastes w/Tip-Toe Closure - Full Kit (Less Pipe, With Elbow)**

	54DTIPK-CP	541DTIPK-CP	542DTIPK-CP	Chrome Plated		\$55.61

**PVC Direct Bath Wastes w/Tip-Toe Closure - Half Kit (Less Pipe, Less Elbow)**

	54DTIPHK-CP	541DTIPHK-CP	542DTIPHK-CP	Chrome Plated		\$51.47

SEE LEGEND ON P. 01 FOR ABBREVIATIONS & FINISHES. ALL BOLDED ITEMS ARE NEW.




# CAN05-24LPG

Effective May 1, 2024


## Section 06 - WASTE & OVERFLOW - PVC

### Twirl™ Closure




Bell	Square	Round	FINISH	TUB DEPTH	LIST PRICE
					


#### PVC Offset Bath Wastes w/Twirl™ Closure - Complete (with Pipe, Fittings, and Trim)

	5150T-CP	5151T-CP	5152T-CP	Chrome Plated	16"	\$74.82
	5150T-20CP	5151T-20CP	5152T-20CP	Chrome Plated	20"	\$77.48

#### PVC Offset Bath Wastes w/Twirl™ Closure - Full Kit (Less Pipe, With Tee)

	5150TK-CP	5151TK-CP	5152TK-CP	Chrome Plated		\$57.74




#### PVC Offset Bath Wastes w/Twirl™ Closure - Half Kit (Less Pipe, Less Tee)

	5150THK-CP	5151THK-CP	5152THK-CP	Chrome Plated		\$53.44


SEE LEGEND ON P. 01 FOR ABBREVIATIONS & FINISHES. ALL BOLDED ITEMS ARE NEW.



**CAN05-24LPG**  
 Effective May 1, 2024  
**Section 06 - WASTE & OVERFLOW - PVC**  
**Twirl™ Closure**

Bell	Square	Round	FINISH	TUB DEPTH	LIST PRICE
					

**PVC Direct Bath Wastes w/Twirl™ Closure - Complete (with Pipe, Fittings, and Trim)**

	54DT-CP	541DT-CP	542DT-CP	Chrome Plated	16"	\$79.30
	54DT-20CP	541DT-20CP	542DT-20CP	Chrome Plated	20"	\$82.13

**PVC Direct Bath Wastes w/Twirl™ Closure - Full Kit (Less Pipe, With Elbow)**

	54DTK-CP	541DTK-CP	542DTK-CP	Chrome Plated		\$61.17

**PVC Direct Bath Wastes w/Twirl™ Closure - Half Kit (Less Pipe, Less Elbow)**

	54DTHK-CP	541DTHK-CP	542DTHK-CP	Chrome Plated		\$56.65

SEE LEGEND ON P. 01 FOR ABBREVIATIONS & FINISHES. ALL BOLDED ITEMS ARE NEW.

# CAN05-24LPG

Effective May 1, 2024

## Section 06 - WASTE & OVERFLOW - BRASS

### Clicker® Closure



Bell	Square	Round	FINISH	TUB DEPTH	LIST PRICE
					

#### Brass 20GA Offset Bath Wastes w/Clicker® Closure





314Q-CP	3141Q-CP	3142Q-CP	Chrome Plated	16"	\$182.23
314Q-BCP	3141Q-BCP	3142Q-BCP	Brass Chrome Plated	16"	\$255.12
314Q-BN	3141Q-BN	3142Q-BN	Brushed Nickel	16"	\$313.78
314Q-MBL	3141Q-MBL	3142Q-MBL	Matte Black	16"	\$313.78
314Q-POLN	3141Q-POLN	3142Q-POLN	Polished Nickel	16"	\$313.78
314Q-VB	3141Q-VB	3142Q-VB	Venetian Bronze	16"	\$313.78
314Q-W	3141Q-W	3142Q-W	White	16"	\$313.78
<b>314Q-BG</b>	<b>3141Q-BG</b>	<b>3142Q-BG</b>	<b>Brushed Gold</b>	<b>16"</b>	<b>\$436.18</b>
314Q-LB	N/A	3142Q-LB	Luxe Bronze	16"	\$436.18
314Q-20CP	3141Q-20CP	3142Q-20CP	Chrome Plated	20"	\$200.46
314Q-20BCP	3141Q-20BCP	3142Q-20BCP	Brass Chrome Plated	20"	\$280.62
314Q-20BN	3141Q-20BN	3142Q-20BN	Brushed Nickel	20"	\$345.14
314Q-20MBL	3141Q-20MBL	3142Q-20MBL	Matte Black	20"	\$345.14
314Q-20POLN	3141Q-20POLN	3142Q-20POLN	Polished Nickel	20"	\$345.14
314Q-20VB	3141Q-20VB	3142Q-20VB	Venetian Bronze	20"	\$345.14
314Q-20W	3141Q-20W	3142Q-20W	White	20"	\$345.14
<b>314Q-20BG</b>	<b>3141Q-20BG</b>	<b>3142Q-20BG</b>	<b>Brushed Gold</b>	<b>20"</b>	<b>\$486.19</b>
314Q-20LB	N/A	3142Q-20LB	Luxe Bronze	20"	\$486.19

SEE LEGEND ON P. 01 FOR ABBREVIATIONS & FINISHES. ALL BOLDED ITEMS ARE NEW.



**CAN05-24LPG**  
 Effective May 1, 2024  
**Section 06 - WASTE & OVERFLOW - BRASS**  
**Clicker® Closure**

Bell	Square	Round	FINISH	TUB DEPTH	LIST PRICE
					

**Brass 20GA Direct Bath Wastes w/Clicker® Closure**



314DQ-CP-L	3141DQ-CP-L	3142DQ-CP-L	Chrome Plated	16"	\$193.38
314DQ-BCP	3141DQ-BCP	3142DQ-BCP	Brass Chrome Plated	16"	\$325.88
314DQ-BN	3141DQ-BN	3142DQ-BN	Brushed Nickel	16"	\$365.86
314DQ-MBL	3141DQ-MBL	3142DQ-MBL	Matte Black	16"	\$365.86
314DQ-POLN	3141DQ-POLN	3142DQ-POLN	Polished Nickel	16"	\$365.86
314DQ-VB	3141DQ-VB	3142DQ-VB	Venetian Bronze	16"	\$365.86
314DQ-W	3141DQ-W	3142DQ-W	White	16"	\$365.86
<b>314DQ-BG</b>	<b>3141DQ-BG</b>	<b>3142DQ-BG</b>	<b>Brushed Gold</b>	<b>16"</b>	<b>\$448.30</b>
314DQ-LB	N/A	3142DQ-LB	Luxe Bronze	16"	\$448.30
314DQ-20CP	3141DQ-20CP	3142DQ-20CP	Chrome Plated	20"	\$209.06
314DQ-20BCP	3141DQ-20BCP	3142DQ-20BCP	Brass Chrome Plated	20"	\$351.95
314DQ-20BN	3141DQ-20BN	3142DQ-20BN	Brushed Nickel	20"	\$395.12
314DQ-20MBL	3141DQ-20MBL	3142DQ-20MBL	Matte Black	20"	\$395.12
314DQ-20POLN	3141DQ-20POLN	3142DQ-20POLN	Polished Nickel	20"	\$395.12
314DQ-20VB	3141DQ-20VB	3142DQ-20VB	Venetian Bronze	20"	\$395.12
314DQ-20W	3141DQ-20W	3142DQ-20W	White	20"	\$395.12
<b>314DQ-20BG</b>	<b>3141DQ-20BG</b>	<b>3142DQ-20BG</b>	<b>Brushed Gold</b>	<b>20"</b>	<b>\$498.50</b>
314DQ-20LB	N/A	3142DQ-20LB	Luxe Bronze	20"	\$498.50

SEE LEGEND ON P. 01 FOR ABBREVIATIONS & FINISHES. ALL BOLDED ITEMS ARE NEW.




# CAN05-24LPG

Effective May 1, 2024

## Section 06 - WASTE & OVERFLOW - BRASS

### Lift & Turn Closure



Bell	Square	Round	FINISH	TUB DEPTH	LIST PRICE
					

#### Brass 20GA Offset Bath Wastes w/Lift & Turn Closure



<b>314L-CP-L</b>	<b>3141L-CP-L</b>	<b>3142L-CP-L</b>	Chrome Plated	16"	\$184.77
<b>314L-BN</b>	<b>3141L-BN</b>	<b>3142L-BN</b>	Brushed Nickel	16"	\$366.94
<b>314L-VB</b>	<b>3141L-VB</b>	<b>3142L-VB</b>	Venetian Bronze	16"	\$366.94
<b>314L-W</b>	<b>3141L-W</b>	<b>3142L-W</b>	White	16"	\$366.94
<b>314L-20CP-L</b>	<b>3141L-20CP-L</b>	<b>3142L-20CP-L</b>	Chrome Plated	20"	\$192.81
<b>314L-20BN</b>	<b>3141L-20BN</b>	<b>3142L-20BN</b>	Brushed Nickel	20"	\$399.23
<b>314L-20VB</b>	<b>3141L-20VB</b>	<b>3142L-20VB</b>	Venetian Bronze	20"	\$399.23
<b>314L-20W</b>	<b>3141L-20W</b>	<b>3142L-20W</b>	White	20"	\$399.23

#### Brass 20GA Offset Bath Wastes w/Zinc Lift & Turn Closure



<b>314LZ-CP</b>	<b>3141LZ-CP</b>	<b>3142LZ-CP</b>	Chrome Plated	16"	\$147.83
<b>314LZ-20CP</b>	<b>3141LZ-20CP</b>	<b>3142LZ-20CP</b>	Chrome Plated	20"	\$199.62

SEE LEGEND ON P. 01 FOR ABBREVIATIONS & FINISHES. ALL BOLDDED ITEMS ARE NEW.



**CAN05-24LPG**  
 Effective May 1, 2024  
**Section 06 - WASTE & OVERFLOW - BRASS**  
**Lift & Turn Closure**

Bell	Square	Round	FINISH	TUB DEPTH	LIST PRICE
					

**Brass 20GA Direct Bath Wastes w/Lift & Turn Closure**



314DL-CP	3141DL-CP	3142DL-CP	Chrome Plated	16"	\$240.47
314DL-BN	3141DL-BN	3142DL-BN	Brushed Nickel	16"	\$384.71
314DL-VB	3141DL-VB	3142DL-VB	Venetian Bronze	16"	\$384.71
314DL-W	3141DL-W	3142DL-W	White	16"	\$384.71
314DL-20CP	3141DL-20CP	3142DL-20CP	Chrome Plated	20"	\$264.50
314DL-20BN	3141DL-20BN	3142DL-20BN	Brushed Nickel	20"	\$423.18
314DL-20VB	3141DL-20VB	3142DL-20VB	Venetian Bronze	20"	\$423.18
314DL-20W	3141DL-20W	3142DL-20W	White	20"	\$423.18

SEE LEGEND ON P. 01 FOR ABBREVIATIONS & FINISHES. ALL BOLDED ITEMS ARE NEW.




# CAN05-24LPG

Effective May 1, 2024

## Section 06 - WASTE & OVERFLOW - BRASS

### Plug & Chain Closure



Bell	Square	Round	FINISH	TUB DEPTH	LIST PRICE
					

#### Brass 20GA Offset Bath Wastes w/Plug & Chain Closure w/Large Strainer



314CS-L	3141CS-L	3142CS-L	Chrome Plated	16"	\$160.39
314CS-20CP-L	3141CS-20CP-L	3142CS-20CP-L	Chrome Plated	20"	\$212.16

#### Brass 20GA Offset Bath Wastes w/Plug & Chain Closure w/Small Strainer



314CS-S	3141CS-S	3142CS-S	Chrome Plated	16"	\$129.61
314BXCS-S	3141BXCS-S	3142BXCS-S	Chrome Plated	16"	\$147.20
314CS-20CP-S	3141CS-20CP-S	3142CS-20CP-S	Chrome Plated	20"	\$174.81

SEE LEGEND ON P. 01 FOR ABBREVIATIONS & FINISHES. ALL BOLDED ITEMS ARE NEW.

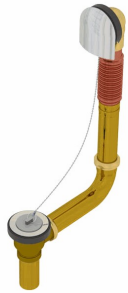




**CAN05-24LPG**  
 Effective May 1, 2024  
**Section 06 - WASTE & OVERFLOW - BRASS**  
**Plug & Chain Closure**

Bell	Square	Round	FINISH	TUB DEPTH	LIST PRICE

**Brass 20GA Direct Bath Wastes w/Plug & Chain Closure**



314DCS	3141DCS	3142DCS	Chrome Plated	16"	\$169.10
--------	---------	---------	---------------	-----	----------

SEE LEGEND ON P. 01 FOR ABBREVIATIONS & FINISHES. ALL BOLDED ITEMS ARE NEW.




**CAN05-24LPG**

Effective May 1, 2024

**Section 06 - WASTE & OVERFLOW - BRASS**

**Push-Pull Closure**



Bell	Square	Round	FINISH	TUB DEPTH	LIST PRICE
					

**Brass 20GA Offset Bath Wastes w/Push-Pull Closure**



314PP-CP-L	3141PP-CP-L	3142PP-CP-L	Chrome Plated	16"	\$174.00
314PP-20CP	3141PP-20CP	3142PP-20CP	Chrome Plated	20"	\$182.28

SEE LEGEND ON P. 01 FOR ABBREVIATIONS & FINISHES. ALL BOLDDED ITEMS ARE NEW.



**CAN05-24LPG**  
 Effective May 1, 2024  
**Section 06 - WASTE & OVERFLOW - BRASS**  
**Push-Pull Closure**

Bell	Square	Round	FINISH	TUB DEPTH	LIST PRICE
					

**Brass 20GA Direct Bath Wastes w/Push-Pull Closure**

314DPP-CP	3141DPP-CP	3142DPP-CP	Chrome Plated	16"	\$175.67
314DPP-20CP	3141DPP-20CP	3142DPP-20CP	Chrome Plated	20"	\$193.24



SEE LEGEND ON P. 01 FOR ABBREVIATIONS & FINISHES. ALL BOLDED ITEMS ARE NEW.

**CAN05-24LPG**

Effective May 1, 2024

**Section 06 - WASTE & OVERFLOW - BRASS**

**Tip-Toe Closure**



Bell	Square	Round	FINISH	TUB DEPTH	LIST PRICE

**Brass 20GA Offset Bath Wastes w/Tip-Toe Closure**




314TIP-CP	3141TIP-CP	3142TIP-CP	Chrome Plated	16"	\$195.60
314TIP-20CP	3141TIP-20CP	3142TIP-20CP	Chrome Plated	20"	\$215.16

SEE LEGEND ON P. 01 FOR ABBREVIATIONS & FINISHES. ALL BOLDDED ITEMS ARE NEW.



**CAN05-24LPG**  
 Effective May 1, 2024  
**Section 06 - WASTE & OVERFLOW - BRASS**  
**Tip-Toe Closure**

Bell	Square	Round	FINISH	TUB DEPTH	LIST PRICE
					

<b>Brass 20GA Direct Bath Wastes w/Tip-Toe Closure</b>						
	314DTIP-CP	3141DTIP-CP	3142DTIP-CP	Chrome Plated	16"	\$207.33
	314DTIP-20CP	3141DTIP-20CP	3142DTIP-20CP	Chrome Plated	20"	\$228.06

**SEE LEGEND ON P. 01 FOR ABBREVIATIONS & FINISHES. ALL BOLDED ITEMS ARE NEW.**




# CAN05-24LPG

Effective May 1, 2024

## Section 06 - WASTE & OVERFLOW - BRASS

### Twirl™ Closure



Bell	Square	Round	FINISH	TUB DEPTH	LIST PRICE
					

#### Brass 20GA Offset Bath Wastes w/Twirl™ Closure



314T-CP	3141T-CP	3142T-CP	Chrome Plated	16"	\$178.20
314T-20CP	3141T-20CP	3142T-20CP	Chrome Plated	20"	\$187.09

SEE LEGEND ON P. 01 FOR ABBREVIATIONS & FINISHES. ALL BOLDED ITEMS ARE NEW.



**CAN05-24LPG**  
 Effective May 1, 2024  
**Section 06 - WASTE & OVERFLOW - BRASS**  
**Twirl™ Closure**

Bell	Square	Round	FINISH	TUB DEPTH	LIST PRICE
					

**Brass 20GA Direct Bath Wastes w/Twirl™ Closure**

314DT-CP	3141DT-CP	3142DT-CP	Chrome Plated	16"	\$231.86
314DT-20CP	3141DT-20CP	3142DT-20CP	Chrome Plated	20"	\$255.05



SEE LEGEND ON P. 01 FOR ABBREVIATIONS & FINISHES. ALL BOLDED ITEMS ARE NEW.

**CAN05-24LPG**

Effective May 1, 2024

**Section 06 - WASTE & OVERFLOW**

**Cable-Drive® Closure**



PART #	FINISH	CABLE LENGTH	TUB DEPTH	LIST PRICE
--------	--------	--------------	-----------	------------

**ABS Offset Bath Wastes w/Cable-Drive® Closure - Complete**



6342C-20CP	Chrome Plated	27.5"	17"-24"	\$179.83
6342C-20BCP	Brass Chrome Plated	27.5"	17"-24"	\$251.77
6342C-20BN	Brushed Nickel	27.5"	17"-24"	\$449.58
<b>6342C-20MBL</b>	<b>Matte Black</b>	<b>27.5"</b>	17"-24"	<b>\$449.58</b>
6342C-20POLN	Polished Nickel	27.5"	17"-24"	\$449.58
6342C-20VB	Venetian Bronze	27.5"	17"-24"	\$449.58
6342C-20W	White	27.5"	17"-24"	\$449.58
6342C-27CP	Chrome Plated	39"	20"-25"	\$201.42
6342C-27BCP	Brass Chrome Plated	39"	20"-25"	\$281.98
6342C-27BN	Brushed Nickel	39"	20"-25"	\$503.50
<b>6342C-27MBL</b>	<b>Matte Black</b>	<b>39"</b>	20"-25"	<b>\$503.50</b>
6342C-27POLN	Polished Nickel	39"	20"-25"	\$503.50
6342C-27VB	Venetian Bronze	39"	20"-25"	\$503.50
6342C-27W	White	39"	20"-25"	\$503.50

**ABS Offset Bath Wastes w/Cable-Drive® Closure - Full Kit (Less Pipe, With Tee)**



6342CK-CP	Chrome Plated	27.5"	17"-24"	\$143.89
6342CK-BCP	Brass Chrome Plated	27.5"	17"-24"	\$222.99
6342CK-BN	Brushed Nickel	27.5"	17"-24"	\$359.66
<b>6342CK-MBL</b>	<b>Matte Black</b>	<b>27.5"</b>	17"-24"	<b>\$359.66</b>
6342CK-POLN	Polished Nickel	27.5"	17"-24"	\$359.66
6342CK-VB	Venetian Bronze	27.5"	17"-24"	\$359.66
6342CK-W	White	27.5"	17"-24"	\$359.66
6342CK-1M-CP	Chrome Plated	39"	20"-25"	\$201.79
6342CK-1M-BN	Brushed Nickel	39"	20"-25"	\$418.28
6342CK-1M-VB	Venetian Bronze	39"	20"-25"	\$418.28
6342CK-1.5M-CP	Chrome Plated	59"	30"	\$221.99

SEE LEGEND ON P. 01 FOR ABBREVIATIONS & FINISHES. ALL BOLDDED ITEMS ARE NEW.





**Section 06 - WASTE & OVERFLOW - PVC  
Cable-Drive® Closure**

PART #	FINISH	CABLE LENGTH	TUB DEPTH	LIST PRICE
--------	--------	--------------	-----------	------------

**PVC Offset Bath Wastes w/Cable-Drive® Closure - Complete**



5151C-20CP	Chrome Plated	27.5"	17"-24"	\$179.83
5151C-20BCP	Brass Chrome Plated	27.5"	17"-24"	\$251.77
5151C-20BN	Brushed Nickel	27.5"	17"-24"	\$449.58
<b>5151C-20MBL</b>	<b>Matte Black</b>	<b>27.5"</b>	17"-24"	<b>\$449.58</b>
5151C-20POLN	Polished Nickel	27.5"	17"-24"	\$449.58
5151C-20VB	Venetian Bronze	27.5"	17"-24"	\$449.58
5151C-20W	White	27.5"	17"-24"	\$449.58
5151C-27CP	Chrome Plated	39"	20"-25"	\$201.42
5151C-27BCP	Brass Chrome Plated	39"	20"-25"	\$281.98
5151C-27BN	Brushed Nickel	39"	20"-25"	\$503.50
<b>5151C-27MBL</b>	<b>Matte Black</b>	<b>39"</b>	20"-25"	<b>\$503.50</b>
5151C-27POLN	Polished Nickel	39"	20"-25"	\$503.50
5151C-27VB	Venetian Bronze	39"	20"-25"	\$503.50
5151C-27W	White	39"	20"-25"	\$503.50

**PVC Offset Bath Wastes w/Cable-Drive® Closure - Full Kit (Less Pipe, With Tee)**



5151CK-CP	Chrome Plated	27.5"	17"-24"	\$143.89
5151CK-BCP	Brass Chrome Plated	27.5"	17"-24"	\$222.99
5151CK-BN	Brushed Nickel	27.5"	17"-24"	\$359.66
<b>5151CK-MBL</b>	<b>Matte Black</b>	<b>27.5"</b>	17"-24"	<b>\$359.66</b>
5151CK-POLN	Polished Nickel	27.5"	17"-24"	\$359.66
5151CK-VB	Venetian Bronze	27.5"	17"-24"	\$359.66
5151CK-W	White	27.5"	17"-24"	\$359.66

SEE LEGEND ON P. 01 FOR ABBREVIATIONS & FINISHES. ALL BOLDDED ITEMS ARE NEW.

**CAN05-24LPG**

Effective May 1, 2024

**Section 06 - WASTE & OVERFLOW  
Cable-Drive® Closure**



PART #	FINISH	CABLE LENGTH	TUB DEPTH	LIST PRICE
--------	--------	--------------	-----------	------------

**Brass 20GA Direct Bath Wastes w/Cable-Drive® Closure - Complete**



314DC-27BCP	Brass Chrome Plated	39"	20"-25"	\$301.18
314DC-27BN	Brushed Nickel	39"	20"-25"	\$627.43
314DC-27MBL	Matte Black	39"	20"-25"	\$627.43
314DC-27POLN	Polished Nickel	39"	20"-25"	\$627.43
314DC-27VB	Venetian Bronze	39"	20"-25"	\$627.43
314DC-27W	White	39"	20"-25"	\$627.43

SEE LEGEND ON P. 01 FOR ABBREVIATIONS & FINISHES. ALL BOLDED ITEMS ARE NEW.

**Section 06 - WASTE & OVERFLOW**  
**Cable-Drive® Bath Waste Rough-in and Trim Program**

**Cable-Drive® Rough-in and Trim program - Rough-ins (Trim Kit required)**

PART #	KIT TYPE	CABLE LENGTH	TUB DEPTH	LIST PRICE
--------	----------	--------------	-----------	------------

**ABS Offset Bath Wastes Cable-Drive® Rough-in Kits**



6342CRI-HK	Half Kit - (Less Pipe, Less Tee)	27.5"	17"-24"	\$116.65
6342CRI-K	Full Kit - (Less Pipe, With Tee)	27.5"	17"-24"	\$119.04
6342CRI-20	Complete - (With Pipe & Tee)	27.5"	17"-24"	\$208.55
6342CRI-27	Complete - (With Pipe & Tee)	27.5"	17"-24"	\$225.19
6342CRI-39HK	Half Kit - (Less Pipe, Less Tee)	39"	20"-25"	\$123.05
6342CRI-39K	Full Kit - (Less Pipe, With Tee)	39"	20"-25"	\$125.44
6342CRI-45HK	Half Kit - (Less Pipe, Less Tee)	45"	25"-29"	\$140.97
6342CRI-45K	Full Kit - (Less Pipe, With Tee)	45"	25"-29"	\$143.36
6342CRI-59HK	Half Kit - (Less Pipe, Less Tee)	59"	30"	\$158.09
6342CRI-59K	Full Kit - (Less Pipe, With Tee)	59"	30"	\$160.49

**PVC Offset Bath Wastes Cable-Drive® Rough-in Kits**



5151CRI-HK	Half Kit - (Less Pipe, Less Tee)	27.5"	17"-24"	\$116.65
5151CRI-K	Full Kit - (Less Pipe, With Tee)	27.5"	17"-24"	\$119.04
5151CRI-20	Complete - (With Pipe & Tee)	27.5"	17"-24"	\$208.55
5151CRI-27	Complete - (With Pipe & Tee)	27.5"	17"-24"	\$225.19
5151CRI-39HK	Half Kit - (Less Pipe, Less Tee)	39"	20"-25"	\$123.05
5151CRI-39K	Full Kit - (Less Pipe, With Tee)	39"	20"-25"	\$125.44
5151CRI-45HK	Half Kit - (Less Pipe, Less Tee)	45"	25"-29"	\$140.97
5151CRI-45K	Full Kit - (Less Pipe, With Tee)	45"	25"-29"	\$143.36
5151CRI-59HK	Half Kit - (Less Pipe, Less Tee)	59"	30"	\$158.09
5151CRI-59K	Full Kit - (Less Pipe, With Tee)	59"	30"	\$160.49

SEE LEGEND ON P. 01 FOR ABBREVIATIONS & FINISHES. ALL BOLDED ITEMS ARE NEW.


Section 06 - WASTE & OVERFLOW

Cable-Drive® Bath Waste Rough-in and Trim Program


Cable-Drive® Rough-in and Trim program - Trims (Rough-in Kit required)

PART #	FINISH	LIST PRICE
--------	--------	------------

Cable-Drive® Trim Kits

	TR02C-CP	Chrome Plated	\$63.32
	TRB02C-BCP	Brass Chrome Plated	\$155.27
	TRB02C-BN	Brushed Nickel	\$201.79
	TRB02C-MBL	Matte Black	\$201.79
	TRB02C-POLN	Polished Nickel	\$201.79
	TRB02C-VB	Venetian Bronze	\$201.79
	TRB02C-W	White	\$201.79

Cable-Drive® Trim Kits - w/Accessibility Control Lever

	TR02C-CP-A	Chrome Plated	\$67.98
	TRB02C-BCP-A	Brass Chrome Plated	\$172.38
	TRB02C-BN-A	Brushed Nickel	\$249.27
	TRB02C-MBL-A	Matte Black	\$249.27
	TRB02C-POLN-A	Polished Nickel	\$249.27
	TRB02C-VB-A	Venetian Bronze	\$249.27
	TRB02C-W-A	White	\$249.27

SEE LEGEND ON P. 01 FOR ABBREVIATIONS & FINISHES. ALL BOLDED ITEMS ARE NEW.

**Section 06 - WASTE & OVERFLOW - ABS**  
**Standard & Testable Bath Waste Rough-in and Trim Program**

**Rough-ins (Trim Kit required)**

PART #	KIT TYPE	TUB DEPTH	LIST PRICE
--------	----------	-----------	------------

**ABS & PVC Bath Wastes Standard to Testable Kit**



WOTEST-K	Test Cap Kit		\$13.06
----------	--------------	--	---------

**ABS Offset Bath Wastes Standard Rough-in**



6040RI-HK	Half Kit - (Less Pipe, Less Tee)		\$26.91
6040RI-K	Full Kit - (Less Pipe, With Tee)		\$28.30
6040RI-16	Complete - (With Pipe & Tee)	16"	\$36.08
6040RI-20	Complete - (With Pipe & Tee)	20"	\$38.95



**ABS Offset Bath Wastes Testable Rough-in**



7030TDRI-HK	Half Kit - (Less Pipe, Less Tee)		\$38.58
7030TDRI-K	Full Kit - (Less Pipe, With Tee)		\$39.98
7030TDRI-16	Complete - (With Pipe & Tee)	16"	\$47.76
7030TDRI-20	Complete - (With Pipe & Tee)	20"	\$50.63



**ABS Offset Bath Wastes Testable Rough-in with 3/4" Condensate Connector**



7035TDRI-HK	Half Kit - (Less Pipe, Less Tee)		\$40.51
7035TDRI-K	Full Kit - (Less Pipe, With Tee)		\$41.98
7035TDRI-16	Complete - (With Pipe & Tee)	16"	\$50.14
7035TDRI-20	Complete - (With Pipe & Tee)	20"	\$53.16

SEE LEGEND ON P. 01 FOR ABBREVIATIONS & FINISHES. ALL BOLDED ITEMS ARE NEW.

**Section 06 - WASTE & OVERFLOW - ABS**

**Standard & Testable Bath Waste Rough-in and Trim Program**

**Rough-ins (Trim Kit required)**

PART #	KIT TYPE	TUB DEPTH	LIST PRICE
--------	----------	-----------	------------

**ABS Direct Bath Wastes Standard Rough-in**



64DRI-HK	Half Kit - (Less Pipe, Less Elbow)		\$30.22
64DRI-K	Full Kit - (Less Pipe, With Elbow)		\$31.82
64DRI-16	Complete - (With Pipe & Elbow)	16"	\$44.31
64DRI-20	Complete - (With Pipe & Elbow)	20"	\$47.77



**ABS Direct Bath Wastes Testable Rough-in**



73DTDRI-HK	Half Kit - (Less Pipe, Less Elbow)		\$41.90
73DTDRI-K	Full Kit - (Less Pipe, With Elbow)		\$43.50
73DTDRI-16	Complete - (With Pipe & Elbow)	16"	\$55.99
73DTDRI-20	Complete - (With Pipe & Elbow)	20"	\$59.45



**ABS Direct Bath Wastes Testable Rough-in with 3/4" Condensate Connector**



75DTDRI-HK	Half Kit - (Less Pipe, Less Elbow)		\$43.99
75DTDRI-K	Full Kit - (Less Pipe, With Elbow)		\$45.68
75DTDRI-16	Complete - (With Pipe & Elbow)	16"	\$58.79
75DTDRI-20	Complete - (With Pipe & Elbow)	20"	\$62.42



SEE LEGEND ON P. 01 FOR ABBREVIATIONS & FINISHES. ALL BOLDDED ITEMS ARE NEW.

**Section 06 - WASTE & OVERFLOW - PVC**  
**Standard & Testable Bath Waste Rough-in and Trim Program**

**Rough-ins (Trim Kit required)**

PART #	KIT TYPE	TUB DEPTH	LIST PRICE
--------	----------	-----------	------------

**PVC Offset Bath Wastes Standard Rough-in**



5121RI-HK	Half Kit - (Less Pipe, Less Tee)		\$26.91
5121RI-K	Full Kit - (Less Pipe, With Tee)		\$28.30
5121RI-16	Complete - (With Pipe & Tee)	16"	\$36.08
5121RI-20	Complete - (With Pipe & Tee)	20"	\$38.95



**PVC Offset Bath Wastes Testable Rough-in**



5121TDRI-HK	Half Kit - (Less Pipe, Less Tee)		\$38.59
5121TDRI-K	Full Kit - (Less Pipe, With Tee)		\$39.98
5121TDRI-16	Complete - (With Pipe & Tee)	16"	\$47.76
5121TDRI-20	Complete - (With Pipe & Tee)	20"	\$50.63



**PVC Offset Bath Wastes Testable Rough-in with 3/4" Condensate Connector**



5125TDRI-HK	Half Kit - (Less Pipe, Less Tee)		\$40.51
5125TDRI-K	Full Kit - (Less Pipe, With Tee)		\$41.98
5125TDRI-16	Complete - (With Pipe & Tee)	16"	\$50.14
5125TDRI-20	Complete - (With Pipe & Tee)	20"	\$53.16

SEE LEGEND ON P. 01 FOR ABBREVIATIONS & FINISHES. ALL BOLDED ITEMS ARE NEW.

**Section 06 - WASTE & OVERFLOW - PVC**

**Standard & Testable Bath Waste Rough-in and Trim Program**

**Rough-ins (Trim Kit required)**

PART #	KIT TYPE	TUB DEPTH	LIST PRICE
--------	----------	-----------	------------

**PVC Direct Bath Wastes Standard Rough-in**



52DRI-HK	Half Kit - (Less Pipe, Less Elbow)		\$30.22
52DRI-K	Full Kit - (Less Pipe, With Elbow)		\$31.82
52DRI-16	Complete - (With Pipe & Elbow)	16"	\$44.31
52DRI-20	Complete - (With Pipe & Elbow)	20"	\$47.77



**PVC Direct Bath Wastes Testable Rough-in**



52DTDRI-HK	Half Kit - (Less Pipe, Less Elbow)		\$41.90
52DTDRI-K	Full Kit - (Less Pipe, With Elbow)		\$43.50
52DTDRI-16	Complete - (With Pipe & Elbow)	16"	\$55.99
52DTDRI-20	Complete - (With Pipe & Elbow)	20"	\$59.45



**PVC Direct Bath Wastes Testable Rough-in with 3/4" Condensate Connector**



55DTDRI-HK	Half Kit - (Less Pipe, Less Elbow)		\$43.99
55DTDRI-K	Full Kit - (Less Pipe, With Elbow)		\$45.68
55DTDRI-16	Complete - (With Pipe & Elbow)	16"	\$58.79
55DTDRI-20	Complete - (With Pipe & Elbow)	20"	\$62.42

SEE LEGEND ON P. 01 FOR ABBREVIATIONS & FINISHES. ALL BOLDDED ITEMS ARE NEW.



**Section 06 - WASTE & OVERFLOW - Brass**  
**Standard & Testable Bath Waste Rough-in and Trim Program**

**Rough-ins (Trim Kit required)**

PART #	KIT TYPE	GAUGE	TUB DEPTH	LIST PRICE
--------	----------	-------	-----------	------------

**Brass Offset Bath Wastes Standard Rough-in**



314RI-16	Rough-in	20	16"	\$145.95
314RI-20	Rough-in	20	20"	\$153.26

**Brass Offset Bath Wastes Testable Rough-in**



314TDRI-16	Rough-in	20	16"	\$182.10
3147TDRI-16	Rough-in	17	16"	\$274.43
314TDRI-20	Rough-in	20	20"	\$178.38
3147TDRI-20	Rough-in	17	20"	\$309.95

**SEE LEGEND ON P. 01 FOR ABBREVIATIONS & FINISHES. ALL BOLDED ITEMS ARE NEW.**

**Section 06 - WASTE & OVERFLOW - Brass**

**Standard & Testable Bath Waste Rough-in and Trim Program**

**Rough-ins (Trim Kit required)**

PART #	KIT TYPE	GAUGE	TUB DEPTH	LIST PRICE
--------	----------	-------	-----------	------------

**Brass Direct Bath Wastes Standard Rough-in**



314DRI-16	Rough-in	20	16"	\$169.46
314DRI-20	Rough-in	20	20"	\$178.38

**Brass Direct Bath Wastes Testable Rough-in**






314DTDRI-16	Rough-in	20	16"	\$162.18
314DTDRI-20	Rough-in	20	20"	\$198.00

SEE LEGEND ON P. 01 FOR ABBREVIATIONS & FINISHES. ALL BOLDED ITEMS ARE NEW.

**Section 06 - WASTE & OVERFLOW**

**Standard & Testable Bath Waste Rough-in and Trim Program**

BELL	SQUARE	ROUND	FINISH	LIST PRICE
				

**Plastic Trim Kits for Bath Waste Rough-ins**

<b>Clicker® Closure with Plastic SLIDEON™ Faceplate</b>					
	TR00Q-CP	TR01Q-CP	TR02Q-CP	Chrome Plated	\$21.37
	TR00Q-BCP	TR01Q-BCP	TR02Q-BCP	Brass Chrome Plated	\$29.77
	TR00Q-BN	TR01Q-BN	TR02Q-BN	Brushed Nickel	\$81.18
	TR00Q-MBL	TR01Q-MBL	TR02Q-MBL	Matte Black	\$81.18
	TR00Q-POLN	TR01Q-POLN	TR02Q-POLN	Polished Nickel	\$81.18
	TR00Q-VB	TR01Q-VB	TR02Q-VB	Venetian Bronze	\$81.18
	TR00Q-W	TR01Q-W	TR02Q-W	White	\$81.18
<b>Lift &amp; Turn Closure with Plastic SLIDEON™ Faceplate</b>					
	TR00LZ-CP	TR01LZ-CP	TR02LZ-CP	Chrome Plated	\$21.37
	TR00LZ-BN	TR01LZ-BN	TR02LZ-BN	Brushed Nickel	\$81.18
	TR00LZ-MBL	TR01LZ-MBL	TR02LZ-MBL	Matte Black	\$81.18
	TR00LZ-VB	TR01LZ-VB	TR02LZ-VB	Venetian Bronze	\$81.18
<b>Plug &amp; Chain Closure with Plastic SLIDEON™ Faceplate</b>					
	TR00CS-CP	TR01CS-CP	TR02CS-CP	Chrome Plated	\$14.26
<b>Tip-Toe Closure with Plastic SLIDEON™ Faceplate</b>					
	TR00TIP-CP	TR01TIP-CP	TR02TIP-CP	Chrome Plated	\$20.14
<b>TWIRL™ Closure with Plastic SLIDEON™ Faceplate</b>					
	TR00T-CP	TR01T-CP	TR02T-CP	Chrome Plated	\$27.24

SEE LEGEND ON P. 01 FOR ABBREVIATIONS & FINISHES. ALL BOLDED ITEMS ARE NEW.

Section 06 - WASTE & OVERFLOW

Standard & Testable Bath Waste Rough-in and Trim Program

BELL	SQUARE	ROUND	FINISH	LIST PRICE

Brass Trim Kits for Bath Waste Rough-ins

Clicker® Closure with Brass SLIDEON™ Faceplate				
TRB00Q-BCP	TRB01Q-BCP	TRB02Q-BCP	Brass Chrome Plated	\$155.27
TRB00Q-BG	TRB01Q-BG	TRB02Q-BG	<b>Brushed Gold</b>	<b>\$201.79</b>
TRB00Q-BN	TRB01Q-BN	TRB02Q-BN	Brushed Nickel	\$201.79
TRB00Q-LB	N/A	TRB02Q-LB	<b>Luxe Bronze</b>	<b>\$201.79</b>
TRB00Q-MBL	TRB01Q-MBL	TRB02Q-MBL	Matte Black	\$201.79
TRB00Q-POLN	TRB01Q-POLN	TRB02Q-POLN	Polished Nickel	\$201.79
TRB00Q-VB	TRB01Q-VB	TRB02Q-VB	Venetian Bronze	\$201.79
Clicker® Closure with Brass SLIDEON™ Faceplate w/Strainer Cover				
TRB00Q-BG-R	TRB01Q-BG-R	TRB02Q-BG-R	<b>Brushed Gold</b>	<b>\$212.23</b>
TRB00Q-BN-R	TRB01Q-BN-R	TRB02Q-BN-R	Brushed Nickel	\$212.23
TRB00Q-LB-R	N/A	TRB02Q-LB-R	<b>Luxe Bronze</b>	<b>\$212.23</b>
TRB00Q-MBL-R	TRB01Q-MBL-R	TRB02Q-MBL-R	Matte Black	\$212.23
TRB00Q-VB-R	TRB01Q-VB-R	TRB02Q-VB-R	Venetian Bronze	\$212.23
Lift & Turn Closure with Brass SLIDEON™ Faceplate				
TRB00LZ-BCP	TRB01LZ-BCP	TRB02LZ-BCP	Chrome Plated	\$155.27
TRB00LZ-BN	TRB01LZ-BN	TRB02LZ-BN	Brushed Nickel	\$201.79
TRB00LZ-MBL	TRB01LZ-MBL	TRB02LZ-MBL	Matte Black	\$201.79
TRB00LZ-VB	TRB01LZ-VB	TRB02LZ-VB	Venetian Bronze	\$201.79
Lift & Turn Closure with Brass SLIDEON™ Faceplate w/Strainer Cover				
TRB00LZ-BN-R	TRB01LZ-BN-R	TRB02LZ-BN-R	Brushed Nickel	\$212.23
TRB00LZ-MBL-R	TRB01LZ-MBL-R	TRB02LZ-MBL-R	Matte Black	\$212.23
TRB00LZ-VB-R	TRB01LZ-VB-R	TRB02LZ-VB-R	Venetian Bronze	\$212.23

SEE LEGEND ON P. 01 FOR ABBREVIATIONS & FINISHES. ALL BOLDDED ITEMS ARE NEW.

**Section 06 - WASTE & OVERFLOW - SPECIALTY**

	PART #	CLOSURE	STYLE	TUB DEPTH	FINISH	LIST PRICE
<b>Fill &amp; Drain®</b>						
	360-5FDQ-20BCP	Clicker®	Offset	20"	Brass Chrome Plated	\$855.67
	360-5FDQ-20BN	Clicker®	Offset	20"	Brushed Nickel	\$1,054.93
	360-5FDQ-20MBL	Clicker®	Offset	20"	Matte Black	\$1,054.93
	360-5FDQ-20POLN	Clicker®	Offset	20"	Polished Nickel	\$1,054.93
	360-5FDQ-20VB	Clicker®	Offset	20"	Venetian Bronze	\$1,054.93
	360-5FDQ-27BCP	Clicker®	Offset	27"	Brass Chrome Plated	\$878.72
	360-5FDQ-27BN	Clicker®	Offset	27"	Brushed Nickel	\$1,077.81
	360-5FDQ-27MBL	Clicker®	Offset	27"	Matte Black	\$1,077.81
	360-5FDQ-27POLN	Clicker®	Offset	27"	Polished Nickel	\$1,077.81
	360-5FDQ-27VB	Clicker®	Offset	27"	Venetian Bronze	\$1,077.81
	360D-5FDQ-20BCP	Clicker®	Direct	20"	Brass Chrome Plated	\$898.45
	360-5FDET-27BCP	Euro Tip-Toe	Offset	27"	Brass Chrome Plated	\$883.44
	360-5FDET-27BN	Euro Tip-Toe	Offset	27"	Brushed Nickel	\$1,077.81
	360-5FDET-27POLN	Euro Tip-Toe	Offset	27"	Polished Nickel	\$1,077.81
	360-5FDET-27VB	Euro Tip-Toe	Offset	27"	Venetian Bronze	\$1,077.81
360-5FDTIP-27CP	Tip-Toe	Offset	27"	Chrome Plated	\$893.23	
<b>Claw Foot Style (Exposed)</b>						
	309Q-HPC	Clicker®	Offset	20"	High Polished Chrome	\$469.83
	309Q-BN-L	Clicker®	Offset	20"	Brushed Nickel	\$1,056.11
	309DQ-CP	Clicker®	Direct	20"	Chrome Plated	\$449.61
	309L-HPC	Lift & Turn	Offset	20"	High Polished Chrome	\$469.83
	309CS-HPC	Plug & Chain	Offset	20"	High Polished Chrome	\$361.69
	309CS-BN	Plug & Chain	Offset	20"	Brushed Nickel	\$931.73
	309DCS-CP	Plug & Chain	Direct	20"	Chrome Plated	\$398.64

**SEE LEGEND ON P. 01 FOR ABBREVIATIONS & FINISHES. ALL BOLDED ITEMS ARE NEW.**

Section 06 - WASTE & OVERFLOW - Trip Lever

PART #	GAUGE	STYLE	FINISH	TUB DEPTH	LIST PRICE
--------	-------	-------	--------	-----------	------------

**Brass Bath Wastes w/Trip Lever Mechanism**



<b>314TRIP-16CP</b>	<b>20GA</b>	<b>Offset</b>	<b>Chrome Plated</b>	<b>16"</b>	<b>\$215.57</b>
<b>3147TRIP-24CP</b>	<b>17GA</b>	<b>Offset</b>	<b>Chrome Plated</b>	<b>24"</b>	<b>\$263.11</b>

**Brass Bath Wastes w/Trip Lever Mechanism Rough-ins**



<b>314TRIPRI-16</b>	<b>20GA</b>	<b>Offset</b>		<b>16"</b>	<b>\$192.00</b>
<b>3147TRIPRI-24</b>	<b>17GA</b>	<b>Offset</b>		<b>24"</b>	<b>\$238.22</b>

PART #	FINISH	LIST PRICE
--------	--------	------------

**Trip Lever Mechanism Trims**



<b>TRB02TRIP-CP</b>	<b>Chrome Plated</b>	<b>\$28.66</b>
<b>TRB02TRIP-BN</b>	<b>Brushed Nickel</b>	<b>\$94.44</b>
<b>TRB02TRIP-MBL</b>	<b>Matte Black</b>	<b>\$119.04</b>
<b>TRB02TRIP-POLN</b>	<b>Polished Nickel</b>	<b>\$119.04</b>

SEE LEGEND ON P. 01 FOR ABBREVIATIONS & FINISHES. ALL BOLDDED ITEMS ARE NEW.

**Section 06 - WASTE & OVERFLOW**  
**Integral Bath Tub / Waste Only Drain**

PART #	STRAINER HEIGHT	WASTE FITTING HEIGHT	CLOSURE	FINISH	LIST PRICE
--------	-----------------	----------------------	---------	--------	------------

**ABS Integral Bath Tub Drain Assemblies (With Overflow)**


600Q-CP	2-1/8"	3-3/8"	Clicker®	Chrome Plated	\$84.73
600Q-BCP	2-1/8"	3-3/8"	Clicker®	Brass Chrome Plated	\$95.13
600Q-BN	2-1/8"	3-3/8"	Clicker®	Brushed Nickel	\$127.88
600Q-MBL	2-1/8"	3-3/8"	Clicker®	Matte Black	\$127.88
600Q-MW	2-1/8"	3-3/8"	Clicker®	Matte White	\$127.88
600Q-POLN	2-1/8"	3-3/8"	Clicker®	Polished Nickel	\$127.88
600Q-VB	2-1/8"	3-3/8"	Clicker®	Venetian Bronze	\$127.88
600Q-W	2-1/8"	3-3/8"	Clicker®	White	\$127.88
600Q-BG	2-1/8"	3-3/8"	Clicker®	Brushed Gold	\$199.58
600Q-LB	2-1/8"	3-3/8"	Clicker®	Luxe Bronze	\$199.58
601Q-BCP	2-3/8"	3-3/8"	Clicker®	Brass Chrome Plated	\$95.13
601Q-BN	2-3/8"	3-3/8"	Clicker®	Brushed Nickel	\$127.88
601Q-MBL	2-3/8"	3-3/8"	Clicker®	Matte Black	\$127.88
601Q-MW	2-3/8"	3-3/8"	Clicker®	Matte White	\$127.88
601Q-POLN	2-3/8"	3-3/8"	Clicker®	Polished Nickel	\$127.88
601Q-VB	2-3/8"	3-3/8"	Clicker®	Venetian Bronze	\$127.88
601Q-W	2-3/8"	3-3/8"	Clicker®	White	\$127.88
601Q-BG	2-3/8"	3-3/8"	Clicker®	Brushed Gold	\$199.58
601Q-LB	2-3/8"	3-3/8"	Clicker®	Luxe Bronze	\$199.58
600T-BCP	2-1/8"	3-3/8"	Twirl™	Brass Chrome Plated	\$95.13
600T-BN	2-1/8"	3-3/8"	Twirl™	Brushed Nickel	\$127.88
601T-BCP	2-3/8"	3-3/8"	Twirl™	Brass Chrome Plated	\$95.13
601T-BN	2-3/8"	3-3/8"	Twirl™	Brushed Nickel	\$127.88

**ABS Bath Waste Only Drain Assemblies (Without Overflow)**


610Q-BCP	2-1/8"	3-3/8"	Clicker®	Brass Chrome Plated	\$95.13
610Q-BN	2-1/8"	3-3/8"	Clicker®	Brushed Nickel	\$127.88
610Q-MBL	2-1/8"	3-3/8"	Clicker®	Matte Black	\$127.88
610Q-MW	2-1/8"	3-3/8"	Clicker®	Matte White	\$127.88
610Q-POLN	2-1/8"	3-3/8"	Clicker®	Polished Nickel	\$127.88
610Q-VB	2-1/8"	3-3/8"	Clicker®	Venetian Bronze	\$127.88
610Q-W	2-1/8"	3-3/8"	Clicker®	White	\$127.88
610Q-BG	2-1/8"	3-3/8"	Clicker®	Brushed Gold	\$199.58
610Q-LB	2-1/8"	3-3/8"	Clicker®	Luxe Bronze	\$199.58

SEE LEGEND ON P. 01 FOR ABBREVIATIONS & FINISHES. ALL BOLDED ITEMS ARE NEW.

# CAN05-24LPG

Effective May 1, 2024

## Section 06 - WASTE & OVERFLOW

### Integral Bath Tub / Waste Only Drain



PART #	STRAINER HEIGHT	WASTE FITTING HEIGHT	CLOSURE	FINISH	LIST PRICE
--------	-----------------	----------------------	---------	--------	------------

#### PVC Integral Bath Tub Drain Assemblies (With Overflow)



500Q-CP	2-1/8"	2-9/16"	Clicker®	Chrome Plated	\$84.73
500Q-BCP	2-1/8"	2-9/16"	Clicker®	Brass Chrome Plated	\$95.13
500Q-BN	2-1/8"	2-9/16"	Clicker®	Brushed Nickel	\$127.88
500Q-MBL	2-1/8"	2-9/16"	Clicker®	Matte Black	\$127.88
500Q-MW	2-1/8"	2-9/16"	Clicker®	Matte White	\$127.88
500Q-POLN	2-1/8"	2-9/16"	Clicker®	Polished Nickel	\$127.88
500Q-VB	2-1/8"	2-9/16"	Clicker®	Venetian Bronze	\$127.88
500Q-W	2-1/8"	2-9/16"	Clicker®	White	\$127.88
500Q-BG	2-1/8"	2-9/16"	Clicker®	Brushed Gold	\$199.58
500Q-LB	2-1/8"	2-9/16"	Clicker®	Luxe Bronze	\$199.58
501Q-BCP	2-3/8"	2-9/16"	Clicker®	Brass Chrome Plated	\$95.13
501Q-BN	2-3/8"	2-9/16"	Clicker®	Brushed Nickel	\$127.88
501Q-MBL	2-3/8"	2-9/16"	Clicker®	Matte Black	\$127.88
501Q-MW	2-3/8"	2-9/16"	Clicker®	Matte White	\$127.88
501Q-POLN	2-3/8"	2-9/16"	Clicker®	Polished Nickel	\$127.88
501Q-VB	2-3/8"	2-9/16"	Clicker®	Venetian Bronze	\$127.88
501Q-W	2-3/8"	2-9/16"	Clicker®	White	\$127.88
501Q-BG	2-3/8"	2-9/16"	Clicker®	Brushed Gold	\$199.58
501Q-LB	2-3/8"	2-9/16"	Clicker®	Luxe Bronze	\$199.58
500T-BCP	2-1/8"	2-9/16"	Twirl™	Brass Chrome Plated	\$95.13
500T-BN	2-1/8"	2-9/16"	Twirl™	Brushed Nickel	\$127.88
501T-BCP	2-3/8"	2-9/16"	Twirl™	Brass Chrome Plated	\$95.13
501T-BN	2-3/8"	2-9/16"	Twirl™	Brushed Nickel	\$127.88

#### PVC Bath Waste Only Drain Assemblies (Without Overflow)



510Q-BCP	2-1/8"	2-9/16"	Clicker®	Brass Chrome Plated	\$95.13
510Q-BN	2-1/8"	2-9/16"	Clicker®	Brushed Nickel	\$127.88
510Q-MBL	2-1/8"	2-9/16"	Clicker®	Matte Black	\$127.88
510Q-MW	2-1/8"	2-9/16"	Clicker®	Matte White	\$127.88
510Q-POLN	2-1/8"	2-9/16"	Clicker®	Polished Nickel	\$127.88
510Q-VB	2-1/8"	2-9/16"	Clicker®	Venetian Bronze	\$127.88
510Q-W	2-1/8"	2-9/16"	Clicker®	White	\$127.88
510Q-BG	2-1/8"	2-9/16"	Clicker®	Brushed Gold	\$199.58
510Q-LB	2-1/8"	2-9/16"	Clicker®	Luxe Bronze	\$199.58

SEE LEGEND ON P. 01 FOR ABBREVIATIONS & FINISHES. ALL BOLDDED ITEMS ARE NEW.



**Section 06 - WASTE & OVERFLOW**  
**Integral Bath Tub / Waste Only Drain**

PART #	STRAINER HEIGHT	WASTE FITTING HEIGHT	CLOSURE	FINISH	LIST PRICE
--------	-----------------	----------------------	---------	--------	------------

**Brass Integral Bath Tub Drain Assemblies (With Overflow)**


302Q-BCP	2-1/8"	1-5/8"	Clicker®	Brass Chrome Plated	\$129.49
302Q-BN	2-1/8"	1-5/8"	Clicker®	Brushed Nickel	\$198.08
302Q-MBL	2-1/8"	1-5/8"	Clicker®	Matte Black	\$198.08
302Q-MW	2-1/8"	1-5/8"	Clicker®	Matte White	\$198.08
302Q-POLN	2-1/8"	1-5/8"	Clicker®	Polished Nickel	\$198.08
302Q-VB	2-1/8"	1-5/8"	Clicker®	Venetian Bronze	\$198.08
302Q-W	2-1/8"	1-5/8"	Clicker®	White	\$198.08
302Q-BG	2-1/8"	1-5/8"	Clicker®	Brushed Gold	\$219.23
302Q-LB	2-1/8"	1-5/8"	Clicker®	Luxe Bronze	\$219.23
300Q-BCP	2-1/8"	2-3/8"	Clicker®	Brass Chrome Plated	\$129.49
300Q-BN	2-1/8"	2-3/8"	Clicker®	Brushed Nickel	\$198.08
300Q-MBL	2-1/8"	2-3/8"	Clicker®	Matte Black	\$198.08
300Q-MW	2-1/8"	2-3/8"	Clicker®	Matte White	\$198.08
300Q-POLN	2-1/8"	2-3/8"	Clicker®	Polished Nickel	\$198.08
300Q-VB	2-1/8"	2-3/8"	Clicker®	Venetian Bronze	\$198.08
300Q-W	2-1/8"	2-3/8"	Clicker®	White	\$198.08
300Q-BG	2-1/8"	2-3/8"	Clicker®	Brushed Gold	\$219.23
300Q-LB	2-1/8"	2-3/8"	Clicker®	Luxe Bronze	\$219.23
301Q-BCP	2-3/8"	2-3/8"	Clicker®	Brass Chrome Plated	\$129.49
301Q-BN	2-3/8"	2-3/8"	Clicker®	Brushed Nickel	\$198.08
301Q-MBL	2-3/8"	2-3/8"	Clicker®	Matte Black	\$198.08
301Q-MW	2-3/8"	2-3/8"	Clicker®	Matte White	\$198.08
301Q-POLN	2-3/8"	2-3/8"	Clicker®	Polished Nickel	\$198.08
301Q-VB	2-3/8"	2-3/8"	Clicker®	Venetian Bronze	\$198.08
301Q-W	2-3/8"	2-3/8"	Clicker®	White	\$198.08
301Q-BG	2-3/8"	2-3/8"	Clicker®	Brushed Gold	\$219.23
301Q-LB	2-3/8"	2-3/8"	Clicker®	Luxe Bronze	\$219.23
302T-BCP	2-1/8"	1-5/8"	Twirl™	Brass Chrome Plated	\$124.88
300T-BCP	2-1/8"	2-3/8"	Twirl™	Brass Chrome Plated	\$124.88
301T-BCP	2-3/8"	2-3/8"	Twirl™	Brass Chrome Plated	\$124.88
301T-BN	2-3/8"	2-3/8"	Twirl™	Brushed Nickel	\$206.40

SEE LEGEND ON P. 01 FOR ABBREVIATIONS & FINISHES. ALL BOLDED ITEMS ARE NEW.

**CAN05-24LPG**

Effective May 1, 2024

**Section 06 - WASTE & OVERFLOW****Integral Bath Tub / Waste Only Drain**

PART #	STRAINER HEIGHT	WASTE FITTING HEIGHT	CLOSURE	FINISH	LIST PRICE
--------	-----------------	----------------------	---------	--------	------------

**Brass Bath Waste Only Drain Assemblies (Without Overflow)**

312Q-BCP	2-1/8"	1-5/8"	Clicker®	Brass Chrome Plated	\$134.20
312Q-BN	2-1/8"	1-5/8"	Clicker®	Brushed Nickel	\$205.29
312Q-MBL	2-1/8"	1-5/8"	Clicker®	Matte Black	\$205.29
312Q-MW	2-1/8"	1-5/8"	Clicker®	Matte White	\$205.29
312Q-POLN	2-1/8"	1-5/8"	Clicker®	Polished Nickel	\$205.29
312Q-VB	2-1/8"	1-5/8"	Clicker®	Venetian Bronze	\$205.29
312Q-W	2-1/8"	1-5/8"	Clicker®	White	\$205.29
312Q-BG	2-1/8"	1-5/8"	Clicker®	Brushed Gold	\$227.23
312Q-LB	2-1/8"	1-5/8"	Clicker®	Luxe Bronze	\$227.23
310Q-BCP	2-1/8"	2-3/8"	Clicker®	Brass Chrome Plated	\$134.20
310Q-BN	2-1/8"	2-3/8"	Clicker®	Brushed Nickel	\$205.29
310Q-MBL	2-1/8"	2-3/8"	Clicker®	Matte Black	\$205.29
310Q-MW	2-1/8"	2-3/8"	Clicker®	Matte White	\$205.29
310Q-POLN	2-1/8"	2-3/8"	Clicker®	Polished Nickel	\$205.29
310Q-VB	2-1/8"	2-3/8"	Clicker®	Venetian Bronze	\$205.29
310Q-W	2-1/8"	2-3/8"	Clicker®	White	\$205.29
310Q-BG	2-1/8"	2-3/8"	Clicker®	Brushed Gold	\$227.23
310Q-LB	2-1/8"	2-3/8"	Clicker®	Luxe Bronze	\$227.23

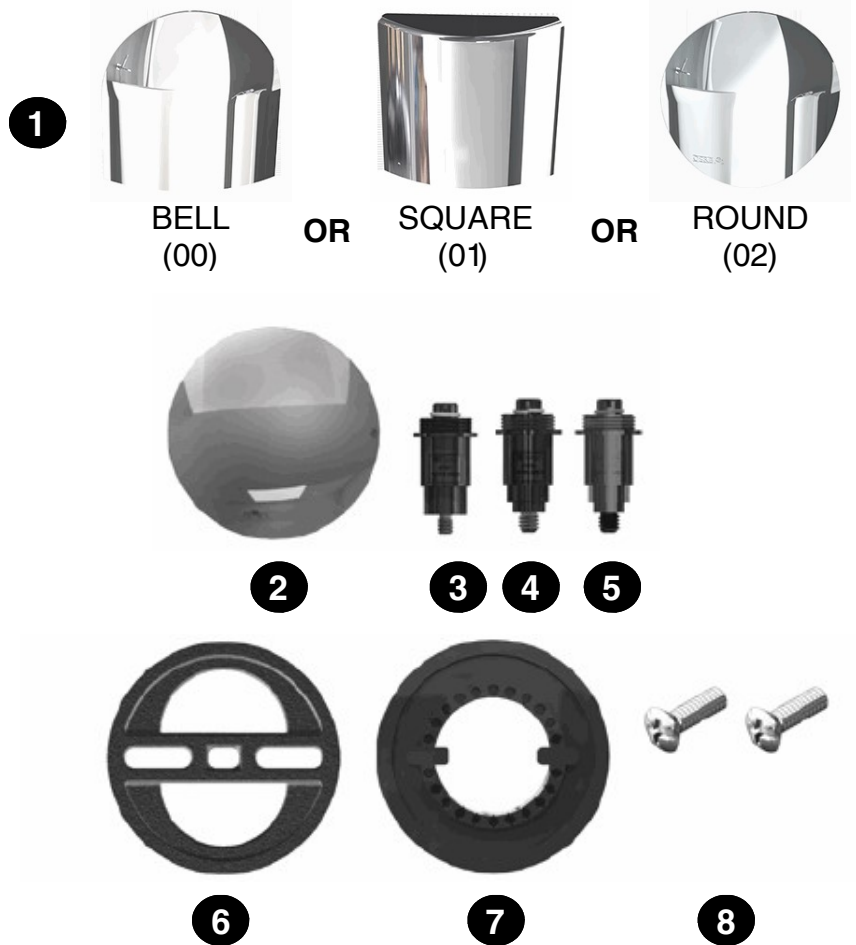
SEE LEGEND ON P. 01 FOR ABBREVIATIONS &amp; FINISHES. ALL BOLDDED ITEMS ARE NEW.

Bell	Square	Round	FINISH	LIST PRICE

Universal W/O Retrofit Kits - Plastic				
URTK00Q-CP	URTK01Q-CP	URTK02Q-CP	Chrome Plated	\$63.88
URTK00Q-BCP	URTK01Q-BCP	URTK02Q-BCP	Brass Chrome Plated	\$73.51
URTK00Q-BN	URTK01Q-BN	URTK02Q-BN	Brushed Nickel	\$84.11
URTK00Q-MBL	URTK01Q-MBL	URTK02Q-MBL	Matte Black	\$84.11
URTK00Q-POLN	URTK01Q-POLN	URTK02Q-POLN	Polished Nickel	\$84.11
URTK00Q-VB	URTK01Q-VB	URTK02Q-VB	Venetian Bronze	\$84.11
URTK00Q-W	URTK01Q-W	URTK02Q-W	White	\$84.11
Universal W/O Retrofit Kits - Brass				
URTKB00Q-BG	URTKB01Q-BG	URTKB02Q-BG	<b>Brushed Gold</b>	<b>\$181.81</b>
URTKB00Q-LB	N/A	URTKB02Q-LB	Luxe Bronze	\$181.81

### KITS INCLUDE

1. SlideOn™ Face Plate
2. Euro Clicker® Closure Top
3. Small (1/4"-20) Clicker® Stem
4. Large (5/16") Clicker® Stem
5. Extra-Large (3/8") Clicker® Stem
6. Universal Tie Plate
7. Spin-on Tie Plate
8. 2 Screws



To retrofit all Waste & Overflows including OS&B® old style.

SEE LEGEND ON P. 01 FOR ABBREVIATIONS & FINISHES. ALL BOLDED ITEMS ARE NEW.



PART #	DESCRIPTION	LIST PRICE
309CP	1-1/2" CP 3 WAY SLIP TEE, L/NW	\$24.91
311-K	BRASS W/O TEE W/NUTS, W & TLPC	\$32.65
311-S	BRASS W/O TEE SWEAT	\$22.43
314DC-I20-GSKT	GASKET PACKAGE FOR 314DC-20XX	\$15.84
314DC-RKIT	REPAIR KIT FOR 314DC	\$51.10
316-L	BRASS WASTE ELBOW - LARGE	\$22.27
316-S	BRASS WASTE ELBOW - SMALL	\$17.16
316-S-10	BRASS WASTE ELBOW W/10" TUBE	\$35.76
316-S-16	BRASS WASTE EL W/16" TUBE	\$42.59
316-S-5	BRASS WASTE EL W/5" TUBE	\$28.03
316-S-7	SMALL WASTE ELBOW & TUBE	\$28.72
316-S-9	BRASS WASTE EL W/9" TUBE	\$36.91
317-L	DIRECT DRAIN WASTE TEE	\$34.87
319	STRAIGHT WASTE FITTING - LRG	\$28.82
320-L	PUSH/PULL POST - LARGE	\$8.97
320-XL	3/8" PUSH/PULL POST	\$9.47
320BN	W/O PUSH-PULL CARTRIDGE	\$50.50
320BN-S	W/O PUSH-PULL CARTRIDGE	\$50.50
320CP-L	W/O PUSH/PULL CARTRIDGE	\$35.30
320CP-S	W/O PUSH/PULL CARTRIDGE	\$37.89
320CP-XL	W/O PUSH/PULL CARTRIDGE	\$37.89
322-BN	1 HOLE DAISY FACEPLATE & SCREW	\$59.31
322-CP	1 HOLE DAISY FACEPLATE & SCREW	\$22.59
324CP	2 HOLE FACE PLATE & SCREWS	\$12.94
3250	BRASS SLIDE ON BELL CP F PLATE	\$63.33
3250BG	BRASS SLIDE ON BELL BG F PLATE	\$125.51
3250BN	BRASS SLIDE ON BELL BN F PLATE	\$125.51
3250LB	BRASS SLIDE ON BELL LB F PLATE	\$125.51
3250MBL	BRASS SLIDE ON BELL MBL F PLATE	\$125.51
3250POLN	BRASS SLIDE ON BELL POLN F PLATE	\$125.51
3250VB	BRASS SLIDE ON BELL VB F PLATE	\$125.51
3251	BRASS SLIDE ON SQR CP F- PLATE	\$63.33
3251BG	BRASS SLIDE ON SQR BG F-PLATE	\$125.51
3251BN	BRASS SLIDE ON SQR BN F-PLATE	\$125.51
3251LB	BRASS SLIDE ON SQR LB F-PLATE	\$125.51
3251MBL	BRASS SLIDE ON SQR MBL F-PLATE	\$125.51
3251POLN	BRASS SQR POLN F-PLATE	\$125.51
3251VB	BRASS SLIDE ON SQR VB F- PLATE	\$125.51
3252	BRASS SLIDE ON RND CP F PLATE	\$63.33
3252BG	BRASS SLIDE ON RND BG F PLATE	\$125.51
3252LB	BRASS SLIDE ON RND LB F PLATE	\$125.51
3252MBL	BRASS SLIDE ON RND MBL F PLATE	\$125.51
3252POLN	BRASS SLIDE ON RND F PLATE	\$125.51
3252VB	BRASS SLIDE ON RND VB F PLATE	\$125.51
3252W	BRASS SLIDE ON RND W F PLATE	\$125.51
3255C-3	BRASS CABLE-DRIVE LEVER	\$6.39
3256C-BN	BRASS CABLE-DRIVE HANDLE RND	\$102.77
3256C-CP	BRASS CABLE-DRIVE HANDLE RND	\$59.66
3256C-POLN	BRASS CABLE-DRIVE HANDLE RND	\$102.77
3256C-VB	BRASS CABLE-DRIVE HANDLE RND	\$102.77
3256C-W	BRASS CABLE-DRIVE HANDLE RND	\$102.77
325C-I-2	CONTROL HANDLE SET SCREW	\$2.63
325C-I-BN	CABLE DRIVE HANDLE	\$139.72
325C-I-CP	CABLE DRIVE HANDLE	\$45.54
325C-I-POLN	CABLE DRIVE HANDLE	\$139.72
325C-I-VB	CABLE DRIVE HANDLE	\$139.72
325C-I-W	CABLE DRIVE HANDLE	\$139.72
325FD-BN	BRASS FILL & DRAIN CAP	\$214.23

PART #	DESCRIPTION	LIST PRICE
3261BN	1 HOLE ZINC FACEPLATE & SCREW	\$57.39
3261CP	1 HOLE ZINC FACEPLATE & SCREW	\$12.54
326VB	1 HOLE FACE PLATE & SCREW	\$98.85
327-K	W/O STD/CP FACE PLATE KIT	\$10.73
3270	SLIDE ON BELL CP F-PLATE CSA	\$13.16
3270BN	SLIDE ON BELL FACE PLATE CSA	\$44.89
3270MBL	SLIDE ON BELL FACE PLATE CSA	\$44.89
3270PN	SLIDE ON BELL FACE PLATE CSA	\$44.89
3270POLN	SLIDE ON BELL FACE PLATE CSA	\$44.89
3270TIE	PLASTIC TIE PLATE - SLIDE ON	\$5.58
3270VB	SLIDE ON BELL FACE PLATE CSA	\$44.89
3270W	SLIDE ON BELL FACE PLATE CSA	\$44.89
3271	SLIDE ON SQR CP FACE PLATE CSA	\$13.16
3271BN	SLIDE ON SQR BN FACE PLATE CSA	\$44.89
3271MBL	SLIDE ON SQR MBL FACE PLATE CSA	\$44.89
3271POLN	SLIDE ON SQR POLN F- PLATE CSA	\$44.89
3271VB	SLIDE ON SQR VB FACE PLATE CSA	\$44.89
3271W	SLIDE ON SQR W FACE PLATE CSA	\$44.89
3272	SLIDE ON RND FACEPLATE CSA	\$13.16
3272BN	SLIDE ON RND FACEPLATE CSA	\$44.89
3272MBL	SLIDE ON RND FACEPLATE CSA	\$44.89
3272POLN	SLIDE ON RND FACEPLATE CSA	\$44.89
3272VB	SLIDE ON RND FACEPLATE CSA	\$44.89
3272W	SLIDE ON RND FACEPLATE CSA	\$44.89
3276C-CP	ABS CABLE-DRIVE HANDLE RND	\$17.27
327C-2-MBL-PK	CABLE DRIVE OVERFLOW TIEPLATE ASSMBLY	\$45.80
327C-2-PB-PK	CABLE DRIVE OVERFLOW TIEPLATE ASSMBLY	\$45.80
327C-2-PK	CABLE DRIVE OVERFLOW TIEPLATE ASSMBLY	\$33.51
327C-2-W-PK	CABLE DRIVE OVERFLOW TIEPLATE ASSMBLY	\$45.80
327C-2XCP	CABLE-DRIVE TIE PLATE - EXT	\$18.25
327C-I-2	TIE PLATE	\$15.81
327C-I-2A	TIE PLATE NUT	\$4.32
327CP	1 HOLE FACE PLATE & SCREW	\$6.76
327TIE	PLASTIC TIE PLATE	\$5.58
327TIE-2	PLASTIC TIE PLATE 3 HOLE	\$6.54
329CP	TRIP LEVER FACE PLATE	\$17.24
330-S	CLICKER® -1/4"-20 STEM ASBLY	\$10.17
330AB-S	W/O CLICKER® CARTRIDGE	\$91.89
330BCP-L	W/O CLICKER® CARTRIDGE	\$39.87
330BCP-S	W/O CLICKER® CARTRIDGE	\$39.87
330BN-L	W/O CLICKER® CARTRIDGE	\$91.89
330BN-S	W/O CLICKER® CARTRIDGE	\$91.89
330CP-L	W/O CLICKER® CARTRIDGE	\$22.64
330CP-S	CLICKER® CARTRIDGE / SMALL	\$23.51
330CP-XL	W/O CLICKER® CARTRIDGE - 3/8"	\$25.06
330MBCP-S	W/O CLICKER® CARTRIDGE MUSHROOM	\$41.04
330MBN-S	W/O CLICKER® CARTRIDGE MUSHROOM	\$100.54
330MMBL-S	W/O CLICKER® CARTRIDGE MUSHROOM	\$90.04
330MPOLN-S	W/O CLICKER® CARTRIDGE MUSHROOM	\$90.04
330MVB-S	W/O CLICKER® CARTRIDGE MUSHROOM	\$90.04
330PB-L	W/O CLICKER® CARTRIDGE	\$88.15
330PB-S	W/O CLICKER® CARTRIDGE	\$91.89
330PN-L	W/O CLICKER® CARTRIDGE	\$91.89
330PN-S	W/O CLICKER® CARTRIDGE	\$91.89
330VB-L	W/O CLICKER® CARTRIDGE	\$91.89
330VB-S	W/O CLICKER® CARTRIDGE	\$91.89
330W-L	W/O CLICKER® CARTRIDGE	\$91.89
330W-S	W/O CLICKER® CARTRIDGE	\$91.89

**SEE LEGEND ON P. 01 FOR ABBREVIATIONS & FINISHES. ALL BOLDED ITEMS ARE NEW.**

PART #	DESCRIPTION	LIST PRICE
3321ZCP-L	EURO TWIRL CURVE	\$60.10
332BBG-L	W/O CLICKER® EURO CARTRIDGE	\$104.60
332BBN-L	W/O CLICKER® EURO CARTRIDGE	\$101.10
332BBN-S	W/O CLICKER® EURO CARTRIDGE	\$101.10
332BCP-L	W/O CLICKER® EURO CARTRIDGE	\$58.09
332BCP-S	W/O CLICKER® EURO CARTRIDGE	\$58.09
332BCP-XL	W/O CLICKER® EURO CARTRIDGE 3/8"	\$58.10
332BLB-L	W/O CLICKER® EURO CARTRIDGE	\$104.60
332BMBL-L	W/O CLICKER® EURO CARTRIDGE	\$104.60
332BMW-L	W/O CLICKER® EURO CARTRIDGE	\$80.31
332BN-L	W/O CLICKER® EURO CARTRIDGE	\$73.06
332BN-S	W/O CLICKER® EURO CARTRIDGE	\$91.89
332BPB-S	W/O CLICKER® EURO CARTRIDGE	\$101.10
332BPOLN-L	W/O CLICKER® EURO CARTRIDGE	\$101.10
332BPOLN-S	W/O CLICKER® EURO CARTRIDGE	\$104.60
332BVB-L	W/O CLICKER® EURO CARTRIDGE	\$101.10
332CP-L	W/O CLICKER® EURO CARTRIDGE	\$19.23
332CP-S	W/O CLICKER® EURO CARTRIDGE	\$19.23
332CP-XL	W/O CLICKER® EURO CARTRIDGE	\$19.23
332MBL-L	W/O CLICKER® EURO CARTRIDGE	\$73.06
332MBL-S	W/O CLICKER® EURO CARTRIDGE	\$91.76
332VB-L	W/O CLICKER® EURO CARTRIDGE	\$73.06
332VB-S	W/O CLICKER® EURO CARTRIDGE	\$91.89
332W-L	W/O CLICKER® EURO CARTRIDGE	\$73.06
3333-L	CLICKER® -5/16" STEM ASBLY	\$7.94
3333-XL	CLICKER® -3/8" STEM ASBLY	\$7.94
334-L	W/O RUBBER PLUG (1-13/16")	\$1.89
334-S	W/O RUBBER PLUG (1-1/2")	\$1.07
334CP	CLAWFOOT CHROME PLUG	\$22.51
3388CP-L	INTEGRAL DRAIN STRAINER	\$34.45
338CP-L	W/O COARSE THRD STRAINER	\$23.39
338CP-S	W/O FINE THRD STRAINER	\$19.79
338CP-SX	W/O FINE THRD STRAINER	\$23.43
338CP-XL	W/O COARSE THRD STRAINER 3/8"	\$23.43
338HC	338 LARGE HAIR CATCHER	\$5.16
338PB-L	W/O STRAINER - COARSE THRD	\$70.96
338PN-L	W/O COARSE THRD STRAINER	\$70.96
338SS-L	W/O COARSE THRD SS STRAINER	\$14.59
338SS-S	W/O FINE THRD SS STRAINER	\$8.47
338SS-SP	W/O LARGE SS STRAINER - SPEC	\$20.38
338SSBN-L	W/O COARSE THRD SS STRAINER	\$38.58
338SSBN-S	W/O FINE THRD SS STRAINER BN	\$38.58
338VB-L	W/O STRAINER - COARSE THRD	\$70.96
338W-L	W/O STRAINER - COARSE THRD	\$99.34
3412BCP	EURO TIP TOE CARTRIDGE	\$59.44
3412BN	EURO TIP TOE CARTRIDGE	\$59.44
341AB	W/O TIP-TOE CARTRIDGE	\$59.31
341CP	W/O TIP-TOE CARTRIDGE	\$13.42
343A	W/O DRAIN REDUCING ADAP	\$59.31
343A-E	BRASS W/O ADAP. BUSHING	\$35.39
343A-K	W/O DRAIN REDUCING ADAP	\$48.66
343AB	LIFT & TURN STRAINER	\$106.25
343BN	LIFT & TURN STRAINER	\$106.25
343BN-S	SMALL LIFT & TURN STRAINER	\$106.25
343CP-L	LARGE LIFT & TURN ASSEMBLY	\$40.03
343CP-S	LIFT & TURN STRAINER-SMALL	\$40.03
343PN	BRASS L&T STR PEARL NICKEL	\$132.81
343VB	LIFT & TURN STRAINER	\$132.81

PART #	DESCRIPTION	LIST PRICE
343W	LIFT & TURN STRAINER	\$132.81
345-1AB	CABLE-DRIVE STRAINER	\$73.81
345-1SS	CABLE-DRIVE STRAINER SS	\$15.11
345-1VB	CABLE-DRIVE STRAINER	\$73.82
345-2-1	PLUG ADJUSTING SCREW & NUT	\$11.82
345-2VB	CABLE-DRIVE PLUG	\$54.16
345-3	CABLE-DRIVE WASTE BOLT STD	\$7.79
345-4	CABLE-DRIVE PUTTY RING	\$1.60
345-7	WASTE BOLT STD (BRASS)	\$7.79
345-8	WASTE BOLT EXT (BRASS)	\$8.51
345-I-1AB	CABLE DRIVE STRAINER	\$60.11
345-I-1AN	CABLE DRIVE STRAINER	\$60.11
345-I-1BN	CABLE DRIVE STRAINER	\$60.11
345-I-1CP	CABLE DRIVE STRAINER	\$27.38
345-I-1VB	CABLE DRIVE STRAINER	\$60.11
345-I-1W	CABLE DRIVE STRAINER	\$60.11
345-I-2AB	CABLE DRIVE PLUG	\$58.86
345-I-2BN	CABLE DRIVE PLUG	\$58.86
345-I-2CP	CABLE DRIVE PLUG	\$20.40
345-I-2VB	CABLE DRIVE PLUG	\$58.86
345-I-2W	CABLE DRIVE PLUG	\$58.86
345-I-3	WASTE BOLT/cw metal ring	\$7.79
345-I-8	WASTE BOLT EXT & SPACER, BRASS	\$8.51
345-I-BN	PLUG, STRAINER, BOLT, SPACER	\$159.72
345-I-CP	PLUG, STRAINER, BOLT, SPACER	\$55.08
345-I27-1BN	CABLE DRIVE STRAINER 27" TUB	\$54.91
345-I27-1CP	CABLE DRIVE STRAINER 27" TUB	\$32.05
345-I27-1VB	CABLE DRIVE STRAINER 27" TUB	\$54.91
345-I27-2BN	CABLE DRIVE PLUG 27" TUB	\$54.91
345-I27-2CP	CABLE DRIVE PLUG 27" TUB	\$21.86
345-I27-2VB	CABLE DRIVE PLUG 27" TUB	\$54.91
345-I27-BN	CABLE DRIVE PLUG, STRAINER KIT	\$120.00
345-I27-CP	CABLE DRIVE PLUG, STRAINER KIT	\$49.29
345-STEM	BRASS STEM - CABLE DRIVE PLUG	\$6.80
3451-2BCP	CABLE-DRIVE PLUG EURO TOP	\$27.25
3451-2BN	CABLE-DRIVE PLUG EURO TOP	\$54.16
3451-2CP	CABLE-DRIVE PLUG EURO TOP	\$19.55
3451-2VB	CABLE-DRIVE PLUG EURO TOP	\$54.16
3451BCP	C-DRIVE EURO STRAINER/PLUG/BOLT	\$49.29
3451CP	C-DRIVE EURO STRAINER/PLUG/BOLT	\$38.51
345BN	STRAINER,PLUG,SPACER,LONG BOLT	\$106.81
345PN	STRAINER,PLUG,SPACER,LONG BOLT	\$106.81
345PVD	STRAINER,PLUG,SPACER,LONG BOLT	\$40.82
345RB	WASTE STRAINER, PLUG & BOLT	\$33.16
345VB	PLUG,STRAINER,BOLT-VB	\$154.37
347CP	LIFT & TURN STRAINER(DIE CAST)	\$27.98
347CP-2	L & T STRAINER(DIE CAST) PLUG	\$25.46
348CP	W/O PUSH/PULL STR ASSEMBLY	\$34.81
350A	OVERFLOW TIE BAR (AL)	\$3.85
350P	OVERFLOW TIE BAR (PLASTIC)	\$2.58
351-.75AB	OVERFLOW 3/4" SCREW	\$17.55
351-.75AN	OVERFLOW 3/4" SCREW	\$17.55
351-.75BN	OVERFLOW 3/4" SCREW B.N.	\$17.55
351-.75CP	OVERFLOW 3/4" SCREW	\$2.22
351-.75VB	OVERFLOW 3/4" SCREW V.B.	\$17.54
351-1.5CP	OVERFLOW 1-1/2" SCREW	\$2.22
351-1RB	OVERFLOW TIE BAR 1" SCREW	\$2.22
351-2CP	OVERFLOW 2" SCREW	\$2.22

**SEE LEGEND ON P. 01 FOR ABBREVIATIONS & FINISHES. ALL BOLDED ITEMS ARE NEW.**

PART #	DESCRIPTION	LIST PRICE
412-L	W/O STRAINER WASHER THICK	\$1.61
413-L	W/O STRAINER WASHER (STD)	\$1.32
413-S	W/O STRAINER WASHER - THIN	\$1.12
414E	EURO TOP RUBBER SEAL	\$1.31
415	W/O TIP-TOE RUBBER SEAL	\$0.91
417	CABLE W/O S.S. PLUG SEAL	NLA
420	OVERFLOW GASKET (CONE)	\$2.13
421	OVERFLOW GASKET (SPONGE)	\$2.89
423	OVERFLOW (TANK TO BOWL) GASKET	\$2.69
424	OVERFLOW GASKET(CONELOCK)	\$2.37
425	WASTE & OVERFLOW GASKET	\$2.37
428	OVERFLOW GASKET - 314DC	\$4.89
5311	PVC SANITARY TEE 1-1/2"	\$8.31
5316-L	PVC WASTE ELBOW - LARGE	\$7.42
5317	PVC DIRECT DRAIN WASTE EL	\$9.08
570-17B-R	BEAD CHAIN W/B COUPLING & RING	\$2.81
580-24B	#10 BEAD CHAIN W/B COUPLINGS	\$9.54
580-A	#10 A COUPLING	\$0.66
6311	ABS SANITARY TEE 1-1/2"	\$7.56
6316-L	ABS WASTE ELBOW - LARGE	\$6.88
6316-S	ABS WASTE ELBOW - SMALL	NLA
6317	ABS DIRECT DRAIN WASTE EL	\$8.28
CABLE-1000	DRIVE CABLE	\$34.12
CABLE-1500	1.5 METRE DRIVE CABLE	\$51.61
CABLE-700	DRIVE CABLE	\$23.91
DDCK-A	DIR/ DRAIN-ABS CONV KIT	\$13.83
WO-HCSS-Q	W/O HAIR CATCHER - CLICKER	\$17.63

SEE LEGEND ON P. 01 FOR ABBREVIATIONS & FINISHES. ALL BOLDDED ITEMS ARE NEW.

	PART #	MATERIAL	SIZE	TYPE	TOP	FINISH	LIST PRICE
<b>Shower Drains for Molded Bases</b>							
	SD20-W	ABS	2"	No-Caulk	Round	White	\$16.53
	SD20	ABS	2"	No-Caulk	Round	Stainless Steel	\$25.74
	SD35	ABS	2"	Adjustable	Round	Stainless Steel	\$20.14
	SD35-W	ABS	2"	Adjustable	Round	White	\$49.71
	SD35-BN	ABS	2"	Adjustable	Round	Brushed Nickel	\$77.41
	SD35-CP	ABS	2"	Adjustable	Round	Chrome Plated	\$77.41
	SD35-MBL	ABS	2"	Adjustable	Round	Matte Black	\$77.41
	SD35-VB	ABS	2"	Adjustable	Round	Venetian Bronze	\$77.41
	SD35-BG	ABS	2"	Adjustable	Round	Brushed Gold	\$122.79
	SD35-LB	ABS	2"	Adjustable	Round	Luxe Bronze	\$122.79
	<b>SD354-SS</b>	<b>ABS</b>	<b>2"</b>	<b>Adjustable</b>	<b>Square</b>	<b>Stainless Steel</b>	<b>\$20.14</b>
	<b>SD354-BN</b>	<b>ABS</b>	<b>2"</b>	<b>Adjustable</b>	<b>Square</b>	<b>Brushed Nickel</b>	<b>\$80.11</b>
	<b>SD354-MBL</b>	<b>ABS</b>	<b>2"</b>	<b>Adjustable</b>	<b>Square</b>	<b>Matte Black</b>	<b>\$80.11</b>
<b>SD354-BG</b>	<b>ABS</b>	<b>2"</b>	<b>Adjustable</b>	<b>Square</b>	<b>Brushed Gold</b>	<b>\$125.83</b>	
<b>SD354-LB</b>	<b>ABS</b>	<b>2"</b>	<b>Adjustable</b>	<b>Square</b>	<b>Luxe Bronze</b>	<b>\$125.83</b>	
SD22	Brass	2"	No-Caulk	Round	Stainless Steel	\$66.65	
SD22-MBL	Brass	2"	No-Caulk	Round	Matte Black	\$168.58	
SD357-SS	Cast Iron	2"	Adjustable	Round	Stainless Steel	\$80.02	
SD357-BN	Cast Iron	2"	Adjustable	Round	Brushed Nickel	\$121.64	
SD357-CP	Cast Iron	2"	Adjustable	Round	Chrome Plated	\$121.64	
SD357-VB	Cast Iron	2"	Adjustable	Round	Venetian Bronze	\$121.64	
SD357-W	Cast Iron	2"	Adjustable	Round	White	\$121.64	
<b>SD250-SS</b>	<b>FRZERO</b>	<b>2"</b>	<b>Adjustable</b>	<b>Round</b>	<b>Stainless Steel</b>	<b>\$60.82</b>	
<b>SD254-SS</b>	<b>FRZERO</b>	<b>2"</b>	<b>Adjustable</b>	<b>Square</b>	<b>Stainless Steel</b>	<b>\$60.82</b>	
SD12-W	PVC	2"	No-Caulk	Round	White	\$27.66	
SD12	PVC	2"	No-Caulk	Round	Stainless Steel	\$31.48	
SD12-MBL	PVC	2"	No-Caulk	Round	Matte Black	\$110.51	
<b>SD313-SS</b>	<b>PVC</b>	<b>2"</b>	<b>No-Caulk</b>	<b>Square</b>	<b>Stainless Steel</b>	<b>\$31.48</b>	
<b>SD313-BN</b>	<b>PVC</b>	<b>2"</b>	<b>No-Caulk</b>	<b>Square</b>	<b>Brushed Nickel</b>	<b>\$77.47</b>	
<b>SD313-MBL</b>	<b>PVC</b>	<b>2"</b>	<b>No-Caulk</b>	<b>Square</b>	<b>Matte Black</b>	<b>\$77.47</b>	
SD5135-BG	PVC		Adjustable	Round	Brushed Gold	\$122.79	
SD5135	PVC	2"	Adjustable	Round	Stainless Steel	\$22.21	
SD5135-BN	PVC	2"	Adjustable	Round	Brushed Nickel	\$77.38	
SD5135-CP	PVC	2"	Adjustable	Round	Chrome Plated	\$77.38	
SD5135-VB	PVC	2"	Adjustable	Round	Venetian Bronze	\$77.38	
SD5135-W	PVC	2"	Adjustable	Round	White	\$77.38	
SD5135-LB	PVC	2"	Adjustable	Round	Luxe Bronze	\$122.79	
SD5135-MBL	PVC	2"	Adjustable	Round	Matte Black	\$122.79	
<b>SD355-SS</b>	<b>PVC</b>	<b>2"</b>	<b>Adjustable</b>	<b>Square</b>	<b>Stainless Steel</b>	<b>\$20.14</b>	
<b>SD355-BN</b>	<b>PVC</b>	<b>2"</b>	<b>Adjustable</b>	<b>Square</b>	<b>Brushed Nickel</b>	<b>\$80.11</b>	
<b>SD355-MBL</b>	<b>PVC</b>	<b>2"</b>	<b>Adjustable</b>	<b>Square</b>	<b>Matte Black</b>	<b>\$80.11</b>	
<b>SD355-BG</b>	<b>PVC</b>	<b>2"</b>	<b>Adjustable</b>	<b>Square</b>	<b>Brushed Gold</b>	<b>\$125.83</b>	
<b>SD355-LB</b>	<b>PVC</b>	<b>2"</b>	<b>Adjustable</b>	<b>Square</b>	<b>Luxe Bronze</b>	<b>\$125.83</b>	

SEE LEGEND ON P. 01 FOR ABBREVIATIONS & FINISHES. ALL BOLDED ITEMS ARE NEW.

PART #	MATERIAL	SIZE	TYPE	TOP	FINISH	LIST PRICE
--------	----------	------	------	-----	--------	------------

**Testable Shower Drains for Molded Bases**



SD35T-SS	ABS	2"	Adjustable	Round	Stainless Steel	\$31.40
SD35T-BN	ABS	2"	Adjustable	Round	Brushed Nickel	\$80.42
SD35T-CP	ABS	2"	Adjustable	Round	Chrome Plated	\$80.42
SD35T-VB	ABS	2"	Adjustable	Round	Venetian Bronze	\$80.42
SD35T-W	ABS	2"	Adjustable	Round	White	\$80.42
SD5135T-SS	PVC	2"	Adjustable	Round	Stainless Steel	\$31.40
SD5135T-BN	PVC	2"	Adjustable	Round	Brushed Nickel	\$80.42
SD5135T-CP	PVC	2"	Adjustable	Round	Chrome Plated	\$80.42
SD5135T-VB	PVC	2"	Adjustable	Round	Venetian Bronze	\$80.42
SD5135T-W	PVC	2"	Adjustable	Round	White	\$80.42

SEE LEGEND ON P. 01 FOR ABBREVIATIONS & FINISHES. ALL BOLDED ITEMS ARE NEW.



	PART #	MATERIAL	SIZE	TYPE	TOP	FINISH	LIST PRICE
<b>Shower Drains for Tile Shower Bases</b>							
	SD45	ABS	2"	Adjustable	Round	Stainless Steel	\$38.17
	SD45-BN	ABS	2"	Adjustable	Round	Brushed Nickel	\$111.25
	SD45-MBL	ABS	2"	Adjustable	Round	Matte Black	\$111.25
	SD45-VB	ABS	2"	Adjustable	Round	Venetian Bronze	\$111.25
	SDS44-LT	ABS	2"	Adjustable	Square	Less Trim	\$45.20
	SDS44	ABS	2"	Adjustable	Square	Stainless Steel	\$48.61
	SDS44-BN	ABS	2"	Adjustable	Square	Brushed Nickel	\$121.70
	SDS44-MBL	ABS	2"	Adjustable	Square	Matte Black	\$121.70
	SDS44-VB	ABS	2"	Adjustable	Square	Venetian Bronze	\$121.70
	SD457-SS	Cast Iron	2"	Adjustable	Round	Stainless Steel	\$86.70
	SD457-BN	Cast Iron	2"	Adjustable	Round	Brushed Nickel	\$138.75
	SD457-CP	Cast Iron	2"	Adjustable	Round	Chrome Plated	\$138.75
	SD457-VB	Cast Iron	2"	Adjustable	Round	Venetian Bronze	\$138.75
	SD447-SS	Cast Iron	2"	Adjustable	Square	Stainless Steel	\$86.70
	SD447-BN	Cast Iron	2"	Adjustable	Square	Brushed Nickel	\$138.75
	SD447-VB	Cast Iron	2"	Adjustable	Square	Venetian Bronze	\$138.75
	SD456-SS	Cast Iron	1-1/2"	Adjustable	Round	Stainless Steel	\$86.70
	SD456-BN	Cast Iron	1-1/2"	Adjustable	Round	Brushed Nickel	\$138.75
	SD456-CP	Cast Iron	1-1/2"	Adjustable	Round	Chrome Plated	\$138.75
	SD456-VB	Cast Iron	1-1/2"	Adjustable	Round	Venetian Bronze	\$138.75
	SD446-SS	Cast Iron	1-1/2"	Adjustable	Square	Stainless Steel	\$86.70
	SD446-BN	Cast Iron	1-1/2"	Adjustable	Square	Brushed Nickel	\$138.75
	SD446-VB	Cast Iron	1-1/2"	Adjustable	Square	Venetian Bronze	\$138.75
	<b>SD245-SS</b>	<b>FRZERO</b>	<b>2"</b>	<b>Adjustable</b>	<b>Round</b>	<b>Stainless Steel</b>	<b>\$60.26</b>
	<b>SD245-BN</b>	<b>FRZERO</b>	<b>2"</b>	<b>Adjustable</b>	<b>Round</b>	<b>Brushed Nickel</b>	<b>\$104.16</b>
<b>SD245-MBL</b>	<b>FRZERO</b>	<b>2"</b>	<b>Adjustable</b>	<b>Round</b>	<b>Matte Black</b>	<b>\$104.16</b>	
<b>SD244-SS</b>	<b>FRZERO</b>	<b>2"</b>	<b>Adjustable</b>	<b>Square</b>	<b>Stainless Steel</b>	<b>\$83.41</b>	
<b>SD244-BN</b>	<b>FRZERO</b>	<b>2"</b>	<b>Adjustable</b>	<b>Square</b>	<b>Brushed Nickel</b>	<b>\$122.73</b>	
<b>SD244-MBL</b>	<b>FRZERO</b>	<b>2"</b>	<b>Adjustable</b>	<b>Square</b>	<b>Matte Black</b>	<b>\$122.73</b>	
	SD5145	PVC	2"	Adjustable	Round	Stainless Steel	\$38.90
	SD5145-BN	PVC	2"	Adjustable	Round	Brushed Nickel	\$111.25
	SD5145-CP	PVC	2"	Adjustable	Round	Chrome Plated	\$111.25
	SD5145-MBL	PVC	2"	Adjustable	Round	Matte Black	\$111.25
	SD5145-VB	PVC	2"	Adjustable	Round	Venetian Bronze	\$111.25
	SD5145-W	PVC	2"	Adjustable	Round	White	\$111.25
	SDS5144	PVC	2"	Adjustable	Square	Stainless Steel	\$49.41
	SDS5144-BN	PVC	2"	Adjustable	Square	Brushed Nickel	\$121.70
	SDS5144-MBL	PVC	2"	Adjustable	Square	Matte Black	\$121.70
	SDS5144-VB	PVC	2"	Adjustable	Square	Venetian Bronze	\$121.70

SEE LEGEND ON P. 01 FOR ABBREVIATIONS & FINISHES. ALL BOLDED ITEMS ARE NEW.

	PART #	MATERIAL	SIZE	TYPE	TOP	FINISH	LIST PRICE	
<b>Testable Shower Drains for Tile Shower Bases</b>								
	SD45T-SS	ABS	2"	Adjustable	Round	Stainless Steel	\$48.61	
	SD45T-BN	ABS	2"	Adjustable	Round	Brushed Nickel	\$114.58	
	SD45T-MBL	ABS	2"	Adjustable	Round	Matte Black	\$114.58	
	SD45T-VB	ABS	2"	Adjustable	Round	Venetian Bronze	\$114.58	
	SD45T-W	ABS	2"	Adjustable	Round	White	\$114.58	
	SD44T-SS	ABS	2"	Adjustable	Square	Stainless Steel	\$48.61	
	SD5145T-SS	PVC	2"	Adjustable	Round	Stainless Steel	\$48.61	
	SD5145T-BN	PVC	2"	Adjustable	Round	Brushed Nickel	\$114.58	
	SD5145T-MBL	PVC	2"	Adjustable	Round	Matte Black	\$114.58	
	SD5145T-VB	PVC	2"	Adjustable	Round	Venetian Bronze	\$114.58	
	SD5145T-W	PVC	2"	Adjustable	Square	White	\$114.58	
	<b>Side Discharge Shower Drains for Molded Shower Bases</b>							
	SD353-SS	ABS	2"	Adjustable	Round	Stainless Steel	\$83.21	
	SD353-BN	ABS	2"	Adjustable	Round	Brushed Nickel	\$111.10	
	SD353-MBL	ABS	2"	Adjustable	Round	Matte Black	\$111.10	
	SD353-VB	ABS	2"	Adjustable	Round	Venetian Bronze	\$111.10	
	SD353-W	ABS	2"	Adjustable	Round	White	\$111.10	
	SD370-SS	Brass	1-1/2"	Adjustable	Round	Stainless Steel	\$237.43	
	SD370-BN	Brass	1-1/2"	Adjustable	Round	Brushed Nickel	\$296.78	
	SD370-MBL	Brass	1-1/2"	Adjustable	Round	Matte Black	\$296.78	
	SD370-VB	Brass	1-1/2"	Adjustable	Round	Venetian Bronze	\$296.78	
	SD372-SS	Brass	2"	Adjustable	Round	Stainless Steel	\$257.74	
	SD372-BN	Brass	2"	Adjustable	Round	Brushed Nickel	\$296.78	
	SD372-MBL	Brass	2"	Adjustable	Round	Matte Black	\$296.78	
	SD372-VB	Brass	2"	Adjustable	Round	Venetian Bronze	\$296.78	
	SD352-SS	PVC	2"	Adjustable	Round	Stainless Steel	\$84.83	
	SD352-BN	PVC	2"	Adjustable	Round	Brushed Nickel	\$111.10	
	SD352-MBL	PVC	2"	Adjustable	Round	Matte Black	\$111.10	
	SD352-VB	PVC	2"	Adjustable	Round	Venetian Bronze	\$111.10	
	SD352-W	PVC	2"	Adjustable	Round	White	\$111.10	
	<b>Side Discharge Shower Drains for Tile Shower Bases</b>							
		SD470-SS	Brass	1-1/2"	Adjustable	Round	Stainless Steel	\$278.76
SD470-BN		Brass	1-1/2"	Adjustable	Round	Brushed Nickel	\$315.25	
SD470-MBL		Brass	1-1/2"	Adjustable	Round	Matte Black	\$315.25	
SD480-SS		Brass	1-1/2"	Adjustable	Square	Stainless Steel	\$278.76	
SD480-BN		Brass	1-1/2"	Adjustable	Square	Brushed Nickel	\$315.25	
SD480-MBL		Brass	1-1/2"	Adjustable	Square	Matte Black	\$315.25	
SD472-SS		Brass	2"	Adjustable	Round	Stainless Steel	\$350.50	
SD472-BN		Brass	2"	Adjustable	Round	Brushed Nickel	\$387.09	
SD472-MBL		Brass	2"	Adjustable	Round	Matte Black	\$387.09	
SD482-SS		Brass	2"	Adjustable	Square	Stainless Steel	\$273.03	
SD482-BN		Brass	2"	Adjustable	Square	Brushed Nickel	\$387.09	
SD482-MBL		Brass	2"	Adjustable	Square	Matte Black	\$387.09	

SEE LEGEND ON P. 01 FOR ABBREVIATIONS & FINISHES. ALL BOLDDED ITEMS ARE NEW.




Section 07 - FLOOR & SHOWER DRAINS

PART #	DESCRIPTION	LIST PRICE
<b>Parts (Shower Drains)</b>		
SD-1/2	SHOWER DRAIN GRATE & SCREWS	\$11.15
SD-1/2-VB	SHOWER DRAIN GRATE & SCREWS	\$126.60
SD12-1	SHOWER DRAIN GRATE	\$8.62
SD20-1	SHOWER DRAIN GRATE	\$7.56
SD20-1W	SHOWER DRAIN GRATE WHITE	\$3.34
SD35-1	SHOWER DRAIN GRATE	\$10.27
SD35-1/2BN	SHOWER DRAIN GRATE & SCREWS	\$56.65
SD35-1/2MBL	SHOWER DRAIN GRATE & SCREWS	\$56.65
SD45-1	SHOWER DRAIN GRATE	\$20.51
SDS-1	SHOWER DRAIN SNAP GRATE SQUARE	\$11.46
SDS-1BN	SHOWER DRAIN SNAP GRATE SQUARE	\$81.67
SDS-1MBL	SHOWER DRAIN SNAP GRATE SQUARE	\$81.67
SDS-1VB	SHOWER DRAIN SNAP GRATE SQUARE	\$81.67

SEE LEGEND ON P. 01 FOR ABBREVIATIONS & FINISHES. ALL BOLDED ITEMS ARE NEW.

	PART #	MATERIAL	SIZE	TOP	Description	LIST PRICE
<b>Floor Drains</b>						
	FD 2/3	ABS	2" OR 3"	Grate	Stainless Steel	\$23.61
	FD 3/CO ST	ABS	3"	Closed	Steel	\$26.22
	FD 3/CO	ABS	3"	Closed	Iron	\$34.64
	FD 3	ABS	3"	Grate	Iron	\$34.64
	FD 3/4	ABS	3" OR 4"	Grate	Stainless Steel	\$28.32
	FD 4/CO ST	ABS	4"	Closed	Steel	\$32.15
	FD 4/CO	ABS	4"	Closed	Iron	\$37.74
	FD 4 ST	ABS	4"	Grate	Steel	\$30.02
	FD 4	ABS	4"	Grate	Iron	\$37.74
	<b>Wood Deck Drains Less Trap Seal Primer</b>					
	WDD45-LP	ABS	2"	Round	Stainless Steel	\$92.13
	WDDS44-LP	ABS	2"	Square	Stainless Steel	\$92.13
<b>Wood Deck Drains w/Trap Seal Primer</b>						
	WDD45	ABS	2"	Round	Stainless Steel	\$104.69
	WDDS44	ABS	2"	Square	Stainless Steel	\$104.69
	WDD5145	PVC	2"	Round	Stainless Steel	\$104.69
	WD457-SS	Cast Iron	2"	Round	Stainless Steel	\$253.27
	WD447-SS	Cast Iron	2"	Square	Stainless Steel	\$253.27
	WDDS5144	PVC	2"	Square	Stainless Steel	\$104.69

SEE LEGEND ON P. 01 FOR ABBREVIATIONS & FINISHES. ALL BOLDED ITEMS ARE NEW.



# Wood Deck Drain

Introducing Wood Deck Drain - the Floor Drain with integral Deck Flange.

Intended for light duty applications such as second floor laundry rooms, utility rooms, loft remodels, kitchens and washrooms, the Wood Deck Drain features a sturdy epoxy coated metal Flange designed to firmly secure the Drain to the sub floor.

Available in PVC, ABS and Cast Iron models, with square or round grates.

**Now includes a Trap Seal Primer.**

**Your job just got easier.®**



# Redesigned.

Our original Island Tub Drain® was groundbreaking, creating a new category and setting the industry benchmark for freestanding tub drains.

Still 100% engineered and manufactured in Canada, the newest addition to our ITD® range of products resets the benchmark with its innovative new design and features.

Available soon from your preferred distributor.

**Accept no imitations.**

#### Smaller all Plastic Deck Flange\*

Compact Asymmetrical design for easier installation in tight spaces (fits in 8" joist space or larger)

#### Snap off Test Cap

Allows for easy water/air/smoke testing

#### Available models:

- ITD60: ABS model (Shown)
- ITD51: PVC model
- ITD365: Total 1™ 2-in-1 ABS and PVC model

#### 2" DWV Outlet

2" x 1-1/2" ABS or PVC Reducing Bushing supplied.

#### New 1 piece design

For a secure installation. Deep "well" design accommodates bath drain fittings

#### Certification:

cCSAus meets UPC & IPC Code



See our videos at  
[www.youtube.com/c/osbplumbing](http://www.youtube.com/c/osbplumbing)


\*This product is not for use with liquid applied or sheet membranes

ITD® and Island Tub Drain® are Registered Trademarks of Oakville Stamping and Bending Limited. The Red Drain® is a Registered Trademark of Oakville Stamping and Bending Limited. OS&B® is a Registered Trademark of Oakville Stamping and Bending Limited (OS&B®). Total1™ is a Trademark of Oakville Stamping and Bending Limited


Section 08 - FREESTANDING BATH DRAINS

PART #	MATERIAL	SIZE	BODY	LIST PRICE
--------	----------	------	------	------------

**NEW! Island Tub Drain® - 1 Piece Body**



ITD60



ITD51



ITD365



Debris Cover Included

ITD60	ABS	2"	1PC Testable	\$173.35
ITD51	PVC	2"	1PC Testable	\$173.35
ITD365	ABS/PVC	2"	1PC Testable	\$186.67

**Island Tub Drain® - 2 Piece Body**



ITD35



ITD5135



ID357



Debris Cover Included

ITD35	ABS	2"	2PC Testable	\$226.67
ITD5135	PVC	2"	2PC Testable	\$226.67
ITD25	FRZERO	2"	2PC Testable	\$253.33
ID357	Cast Iron	2"	2PC Testable	\$266.67

SEE LEGEND ON P. 01 FOR ABBREVIATIONS & FINISHES. ALL BOLDED ITEMS ARE NEW.



PART #	DESCRIPTION	6" (06)	9" (09)	12" (12)	16" (16)	20" (20)	36" (36)	48" (48)	60" (60)	72" (72)
<b>Braided Stainless Steel Supplies (Flex Connectors)</b>										
<b>Coupling</b>										
704( )	1/2" IPS x 1/2" IPS			\$11.58		\$20.11	\$29.45	\$34.98		
<b>Dishwasher</b>										
705( )	3/8" Comp x 3/8" Comp			\$13.44		\$18.28		\$19.32	\$24.30	\$25.87
705( )-500	3/8" Comp x 3/8" Comp x/Brass 90° Elbow							\$23.91		\$28.19
<b>Faucet</b>										
702( )	1/2" IPS x 3/8" Comp	\$8.40	\$9.96	\$10.79	\$12.13	\$14.36	\$29.92	\$35.55		
707( )	3/8" IPS x 3/8" Comp		\$14.10	\$14.80		\$20.11				
<b>Toilet</b>										
706( )	7/8" Ballcock x 3/8" Comp	\$9.62	\$6.77	\$9.46	\$10.85	\$11.28				
<b>Washing Machine</b>										
708( )	3/4" x 3/4" FIP							\$38.61	\$40.87	\$43.58

PART #	DESCRIPTION	LIST PRICE
--------	-------------	------------

<b>Parts</b>		
70500	BRASS DISHWASHER 90 ELBOW	\$5.36
705GH	WHIRLPOOL DISHWASHER ADAPTER	\$10.00
70800	90 DEG 3/4 MHT x 3/4 FHT	\$56.54
BM-3/8	3/8" WASHER FOR COMPRESSION NUT	\$0.21

SEE LEGEND ON P. 01 FOR ABBREVIATIONS & FINISHES. ALL BOLDED ITEMS ARE NEW.





PART #	SIZE	FINISH	LIST PRICE
<b>Brass Nuts</b>			
546B-BN	1-1/4" BRASS NUT-POLISHED	Brushed Nickel	\$30.13
547B-BN	1-1/4" BRASS NUT	Brushed Nickel	\$38.71
547B-CP	1-1/4" BRASS NUT	Chrome Plated	\$4.38
548B-CP	1-1/2" X 1-1/4" BRASS NUT	Chrome Plated	\$10.36
550B-CP	1-1/2" BRASS NUT	Chrome Plated	\$4.64
551B-CP	2" BRASS NUT	Chrome Plated	\$11.23
546B-RB	1-1/4" POLISHED ONLY NUT	Rough Brass	\$8.55
547B-RB	1-1/4" BRASS NUT	Rough Brass	\$4.05
550B-RB	1-1/2" BRASS NUT	Rough Brass	\$4.19
553B-RB	1-1/2" BRASS CAP NUT	Rough Brass	\$7.69
<b>Escutcheons / Flanges</b>			
<b>Box Flanges</b>			
602-CP	1-1/4" OD BOX FLANGE	Chrome Plated	\$9.57
<b>Deep Flanges</b>			
502-BN	1-1/4" OD ESCUTCHEON	Brushed Nickel	\$43.96
502-CP	1-1/4" OD ESCUTCHEON	Chrome Plated	\$2.50
503	1-1/2" OD ESCUTCHEON	Chrome Plated	\$2.68
<b>Shallow Flanges</b>			
491-BN	1-1/2" OD ESCUTCHEON	Brushed Nickel	\$44.01
490-CP	1-1/4" OD ESCUTCHEON	Chrome Plated	\$2.01
491	1-1/2" OD ESCUTCHEON	Chrome Plated	\$2.30
<b>Zinc Die-Cast Nuts</b>			
550D-CP	1-1/2" DIE CAST NUT	Chrome Plated	\$2.57
551D-CP	2" DIE CAST NUT	Chrome Plated	\$6.16

**SEE LEGEND ON P. 01 FOR ABBREVIATIONS & FINISHES. ALL BOLDED ITEMS ARE NEW.**

**CAN05-24LPG**

Effective May 2, 2024

**Section 10 - ETC**

PART #	DESCRIPTION	LIST PRICE
<b>Automatic Plumbing Vents</b>		
V-200	AUTOMATIC PLUMBING VENT - BLACK	\$12.38
<b>Check Valves</b>		
RED-10	1-1/2" & 1-1/4" CHECK VALVE	\$45.31
RED-22	2" IPS/COPPER CHECK VALVE	\$65.54
<b>Parts</b>		
402P	1-1/4" PACKING RING	\$0.49
402P-50	1-1/4" PACKING RING, 50 PACK	\$20.07
403P	1-1/2" X 1-1/4" PACKING RING	\$0.54
403P-50	1-1/2" X 1-1/4" PKG RING, 50 PK	\$23.59
405FP	1-1/2" FLANGED WASHER	\$0.54
405FP-50	1-1/2" FLANGED WASHER, 50 PACK	\$23.59
405P	1-1/2" PACKING RING	\$0.54
405P-50	1-1/2" PACKING RING, 50 PACK	\$23.59
550P	1-1/2" ABS NUT	\$1.41
570-11B	11" BEAD CHAIN W/"B"CPLGS	\$1.32
570-17B	17" BEAD CHAIN W/"B" COUP	\$2.44
570-24B	24" BEAD CHAIN W/"B" COUP	\$5.27
570-A	"A" COUPLING FOR #6 CHAIN	\$0.48
570-B	"B" COUPLING FOR #6 CHAIN	\$0.25
<b>Strainers</b>		
735	DUPLEX STRAINER W/GRID	\$13.22
740	DUPLEX STRAINER W/PLUG	\$13.22

SEE LEGEND ON P. 01 FOR ABBREVIATIONS &amp; FINISHES. ALL BOLDED ITEMS ARE NEW.



<b>PART #</b>	<b>DESCRIPTION</b>	<b>LIST PRICE</b>
<b>Closet Bolts</b>		
2110	CLOSET BOLT (3 PC SET)	\$1.40
2113	CLOSET BOLT (3-1/2" x 5/16")	\$4.57
2113-35	3-1/2" CLOSET BOLT - 3 PC	\$6.14
2114	CLOSET BOLT (2-1/4" X 5/16")	\$3.00
2114-35	CLOSET BOLT (3 PC SET)	\$4.47
2115	CLOSET BOLTS (2 SET PACK)	\$9.47
2119	CLOSET BOLTS (2 SET PACK)	\$3.12
2132-B	CLOSET BOLT NUT (5/16")	\$1.05
2150-B	CLOSET WASHER (OVAL)	\$0.82
<b>Closet Flange Extension Kit</b>		
2128-CFX	CLOSET FLANGE EXT KIT	\$38.28
<b>Tank Bolts</b>		
2116	TANK BOLTS (3"x 5/16") PAIRS	\$9.81
426	TANK TO BOWL GASKET (HD)	\$5.61
<b>Tank Elbow</b>		
SPUD-00	1-1/4" CLOSET SPUD	\$20.08
SPUD-11	1-1/2" CLOSET SPUD	\$28.62
SPUD-11W	1-1/2" SPUD WASHER	\$2.34
SPUD-20	2"x1-1/4" CLOSET SPUD	\$29.88
SPUD-21	2"x1-1/2" CLOSET SPUD	\$34.80
SPUD-22	2"x2" CLOSET SPUD	\$40.42
SPUD-URINAL	1"x3/4" CLOSET SPUD	\$16.29
SPUD-URINAL-W	1"X3/4" SPUD WASHER	\$2.09

**SEE LEGEND ON P. 01 FOR ABBREVIATIONS & FINISHES. ALL BOLDED ITEMS ARE NEW.**

StockCode	Style	Type	Closure	COVER	FINISH	PRICE
<b>Waste &amp; Overflow Rough-in Kits (Trim sold separately - see below)</b>						
25DRI-K	Direct	Full Kit	Rough-in			\$95.46
25DRI-HK	Direct	Half Kit (less Tee)	Rough-in			\$89.53
2550RI-K	Offset	Full Kit	Rough-in			\$90.92
2550RI-HK	Offset	Half Kit (less Tee)	Rough-in			\$85.26

<b>Waste &amp; Overflow Testable Rough-in Kits (Trim sold separately - see below)</b>						
25DTDRI-K	Direct	Full Kit	Rough-in			\$100.23
25DTDRI-HK	Direct	Half Kit (less Tee)	Rough-in			\$94.00
2550TDRI-K	Offset	Full Kit	Rough-in			\$95.46
2550TDRI-HK	Offset	Half Kit (less Tee)	Rough-in			\$89.52

<b>Waste &amp; Overflow Trim Kits (Rough-in required)</b>						
TR00Q-CP	Trim		Clicker®	Bell	CP	\$21.37
TR00Q-BN	Trim		Clicker®	Bell	BN	\$81.18
TR00Q-MBL	Trim		Clicker®	Bell	MBL	\$81.18
TR00TIP-CP	Trim		Tip-Toe	Bell	CP	\$20.14

\* Please see Section 06 for additional Trim Kits \*

<b>Waste &amp; Overflow Kits and Half Kits</b>						
25DCSK-CP	Direct	Full Kit	Plug & Chain	Bell	CP	\$110.06
25DQK-CP	Direct	Full Kit	Clicker®	Bell	CP	\$114.29
25DLZK-CP	Direct	Full Kit	Lift & Turn	Bell	CP	\$115.29
25DTIPK-CP	Direct	Full Kit	Tip-Toe	Bell	CP	\$117.72
25DLK-CP	Direct	Full Kit	Lift & Turn	Bell	CP	\$120.27
25DCSHK-CP	Direct	Half Kit (less Tee)	Plug & Chain	Bell	CP	\$103.46
25DQHK-CP	Direct	Half Kit (less Tee)	Clicker®	Bell	CP	\$107.40
25DTIPHK-CP	Direct	Half Kit (less Tee)	Tip-Toe	Bell	CP	\$109.48
25DLHK-CP	Direct	Half Kit (less Tee)	Lift & Turn	Bell	CP	\$112.88
2550CSK-CP	Offset	Full Kit	Plug & Chain	Bell	CP	\$104.81
2550QK-CP	Offset	Full Kit	Clicker®	Bell	CP	\$108.85
2550LZK-CP	Offset	Full Kit	Lift & Turn	Bell	CP	\$109.80
2550TIPK-CP	Offset	Full Kit	Tip-Toe	Bell	CP	\$112.12
2550LK-CP	Offset	Full Kit	Lift & Turn	Bell	CP	\$114.54
2550CSHK-CP	Offset	Half Kit (less Tee)	Plug & Chain	Bell	CP	\$98.54
2550QHK-CP	Offset	Half Kit (less Tee)	Clicker®	Bell	CP	\$102.28
2550TIPHK-CP	Offset	Half Kit (less Tee)	Tip-Toe	Bell	CP	\$104.27
2550LZHK-CP	Offset	Half Kit (less Tee)	Lift & Turn	Bell	CP	\$104.39
2550LHK-CP	Offset	Half Kit (less Tee)	Lift & Turn	Bell	CP	\$107.50

SEE LEGEND ON P. 01 FOR ABBREVIATIONS &amp; FINISHES. ALL BOLDED ITEMS ARE NEW.

StockCode	Size	Type	Top	FINISH	PRICE
-----------	------	------	-----	--------	-------

**Shower Drains for Molded Bases**

SD250-SS	2"	Adjustable	Round	Stainless Steel	\$60.82
SD254-SS	2"	Adjustable	Square	Stainless Steel	\$60.82

**Shower Drains for Tile Shower Bases**

SD245-SS	2"	Adjustable	Round	Stainless Steel	\$60.26
SD244-SS	2"	Adjustable	Square	Stainless Steel	\$83.41
SD245-BN	2"	Adjustable	Round	Brushed Nickel	\$104.16
SD245-MBL	2"	Adjustable	Round	Matte Black	\$104.16
SD244-BN	2"	Adjustable	Square	Brushed Nickel	\$122.73
SD244-MBL	2"	Adjustable	Square	Matte Black	\$122.73

**Island Tub Drain® - 2 Piece Body**

ITD25				2PC Testable	\$253.33
-------	--	--	--	--------------	----------

**SEE LEGEND ON P. 01 FOR ABBREVIATIONS & FINISHES. ALL BOLDED ITEMS ARE NEW.**

# Now you have a choice.

Introducing our line of products for use in non-combustible buildings.

Your job just got easier.®

## Features

- Meets flame and smoke requirements of CAN/ULC S102.2-10 for non-combustible buildings (use approved PVC primer and solvent cement to make joints).
- Will not support combustion in the presence of an ignition source.


## Available products

- Offset and Direct style Waste/Overflows available in Testable and non-Testable models, Kit and Half Kit formats, and a choice of multiple closure mechanisms. Rough-in and Trim also available.
- ITD25 non-combustible FR PVC Island Tub Drain Testable Rough-in.
- 2" Drains for Molded and Tile shower bases in Round and Square models.



2550QK-CP  
Model Shown

SD250-SS



ITD25

## \*Certifications



\*The "cCSAus Meets UPC" mark means the product conforms to the requirements of the NPC, UPC, IPC and IRC.



---

# **OS&B<sup>®</sup>**

---

**your job just got easier**



**Printed in Canada**

**Oakville Stamping & Bending Ltd.**  
2200 Speers Rd., Unit C  
Oakville, Ontario  
Canada L6L 2X8

Phone: 1.905.827.0320  
1.877.314.6040  
Fax: 1.905.827.6375  
1.877.827.6040

**[www.osb.ca](http://www.osb.ca)**